

Catalog

Electrical Cable Support Systems



Dong Kwang Vina

Company Profile

INDEX

1.	<u>Company Profile</u>	3
2.	<u>History</u>	3
3.	<u>Vision & Value</u>	4
4.	<u>Organization</u>	4
5.	<u>Performance</u>	5~7
6.	<u>Certificate of Business registration</u>	8
7.	<u>Certificate of Investment registration</u>	9
8.	<u>Certificate of Tax registration</u>	10
9.	<u>Certificate of ISO</u>	11
10.	<u>Test Report</u>	12~20
11.	<u>Measure Equipment Certification</u>	21
12.	<u>Manufacturing Equipment</u>	22
13.	<u>Process</u>	23

Company Profile

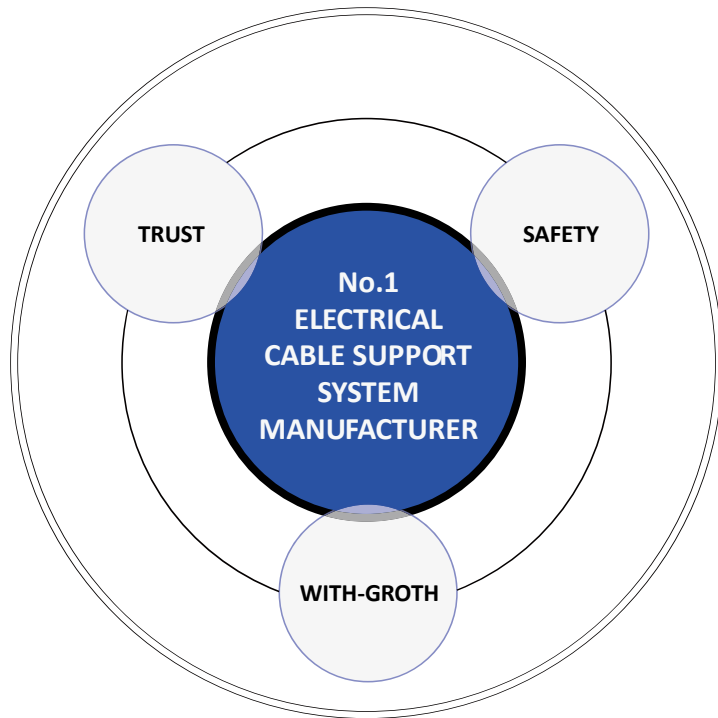


CEO	:	SANG-UG HWANG
Establishment	:	August 3, 2010
Factory	:	2,400m ²
Capacity	:	1,000 Tons per month (Full Load)
Address	:	KCN Dệt May Nhơn Trạch, TT. Hiệp Phước Huyện Nhơn Trạch, Tỉnh Đồng Nai, Việt Nam
Business Items	:	Ladder Tray, Solid Bottom Tray, Perforated Tray, Raceway C-Channel, Unistrut Channel, V-Angle, H Beam, I Beam Bracket, Support, Post Base, Rack, Pipe Stanchion High Voltage Power Panel, Lower Voltage Power Panel, Control Panel

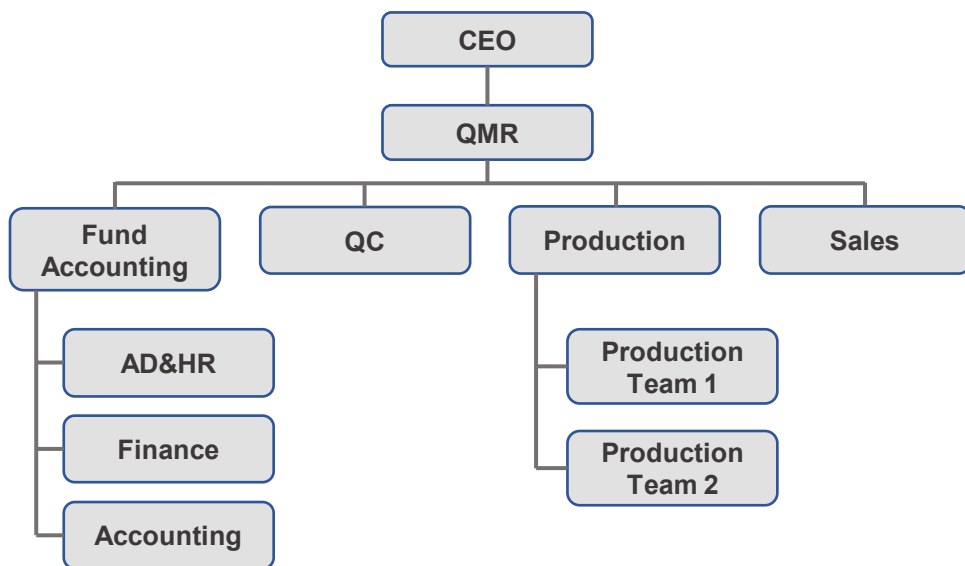
History

Year	Month	History
2010	08	Dong Kwang Vina Established
2011	06	Structure Fabrication License
	07	Completed the arrangements to all cable tray items
2013	06	Factory Expansion 1400m ² ⇒ 2400m ²
2015	07	ISO 9001 : 2008 quality certification system acquisition
2018	10	ISO 9001 : 2015 quality certification system acquisition

Vison & Value



Organization



Performance

Project	Clients	Site	Year
HYOSUNG STEEL CORD	HYOSUNG / Hiep Sung, Trương Nguyễn, Dong Giang Co.,Ltd	Đồng Nai, Vietnam	2011
HYUNDAI WELDING	POSCO E&C / Dong Yang Vina Co.,Ltd	Đồng Nai, Vietnam	2012
HYOSUNG STEEL CORD	HYOSUNG / Sung Hwa Electric Vina, Hiep Sung Co.,Ltd	Đồng Nai, Vietnam	2012
HALLA ENGINEERING	HALLA ENGINEERING / Đại Hàn Co.,Ltd	Vũng Tàu, Vietnam	2012
NHA TRANG LOTTE CINEMA	LOTTE CM / KIV Co.,Ltd	Nha Trang, Vietnam	2012
ĐÀ NẴNG LOTTE MART	LOTTE CM / KIV Co.,Ltd	Đà Nẵng, Vietnam	2012
POSCO E&C	POSCO E&C / Dae Jeong Vina Co.,Ltd	Đồng Nai, Vietnam	2012
HÀ NỘI LOTTE CINEMA MỀ LINH	LOTTE CM / Cheong Song Vina Co.,Ltd	Hà Nội, Vietnam	2012
BIỂN HÒA LOTTE MART	LOTTE CM / Chung Am Vina Co.,Ltd	Đồng Nai, Vietnam	2012
LOTTE CENTER HÀ NỘI	LOTTE CM / Han Sung Vina, Well System, DSN E&C Co.,Ltd	Hà Nội, Vietnam	2013
CANTAVIL LOTTE CINEMA	LOTTE CM / Well System Co.,Ltd	Hà Nội, Vietnam	2013
POSCO SS-VINA	POSCO SS / DongYang Vina E&C Co.,Ltd, LeeGun E&C Co.,Ltd	Vũng Tàu, Vietnam	2013
FUNCO VINA	FUNCO VINA / Sung Hwa Electric Vina Co.,Ltd	Bình Dương, Vietnam	2013
KCC VIETNAM	KCC VIETNAM / Sung Hwa Electric Vina Co.,Ltd	Đồng Nai, Vietnam	2013
LOTTE CENTER HÀ NỘI	LOTTE CM / Han Sung Vina, Well System, DSN E&C Co.,Ltd	Hà Nội, Vietnam	2014
POSCO SS-VINA	POSCO E&C / DongYang Vina E&C Co.,Ltd, LeeGun E&C Co.,Ltd	Vũng Tàu, Vietnam	2014
HYOSUNG TIRE CORD	HYOSUNG / Kim Long Co.,Ltd	Đồng Nai, Vietnam	2014
HYOSUNG STEEL CORD	HYOSUNG / Hiep Sung Co.,Ltd	Đồng Nai, Vietnam	2014
HUNG-A TIRE	HUNG-A TIRE Co.,Ltd	Tây Ninh, Vietnam	2014
FORMOSA HÀ TĨNH	POSCO E&C / Dong Jin Construction Co.,Ltd	Hà Tĩnh, Vietnam	2014
FORMOSA – Hà Tĩnh	POSCO E&C / DONG JIN CO.,LTD	Hà Tĩnh, Vietnam	2015
FORMOSA – Nhơn Trạch	POSCO E&C / Dong Yang Vina E&C Co.,Ltd	Đồng Nai, Vietnam	2015
HYOSUNG SPANDEX	HYOSUNG	Đồng Nai, Vietnam	2015
HYOSUNG STEEL CORD	HYOSUNG / Hiep Sung Co.,Ltd, Fine Syetem E&C Co.,Ltd	Đồng Nai, Vietnam	2015
LOTTE MART - Biên Hòa	LOTTE CM / WooSun E&C Vina Co.,Ltd	Đồng Nai, Vietnam	2015
Taekwang Vina	TAEKWANG VINA / Dong Chang Electric Co.,Ltd	Đồng Nai, Vietnam	2015
Samsung SECH	SAMSUNG / DaeMyung GEC Co.,Ltd / ShinBo Vina Co.,Ltd	Hồ Chí Minh, Vietnam	2016
Castec Vina	CASTEC VINA / Dai Han Co.,Ltd	Bình Dương, Vietnam	2016
Hyosung Spandex	HYOSUNG Đồng Nai / Đông Hạ Co.,Ltd	Đồng Nai, Vietnam	2016
VRG DongWha MDF 2nd Line	POSCO E&C / HK E&C Co.,Ltd / POSCO ICT	Bình Dương, Vietnam	2016

Performance

Project	Clients	Site	Year
Sung Jin Vietnam	SUNG JIN Vietnam / Dai Han Co.,Ltd	Bình Dương, Vietnam	2016
CJ Factory	CJ/ WooSun E&C VINA Co.,Ltd	Long An, Vietnam	2016
Hyosung Steel Cord	HYOSUNG / Hiep Sung Co.,Ltd	Đồng Nai, Vietnam	2016
Living & Life Injection Division Factory	LIVING & LIFE / Tae Men Technology Co.,Ltd	Vũng Tàu, Vietnam	2016
Cityjoy Vietnam	CITYJOY / WooSun E&C VINA Co.,Ltd	Vietnam	2016
Samho Vietnam	SAMHO / Điện Sae Myung	Tây Ninh, Vietnam	2016
Taekwang Vina	TAEKWANG VINA / TamLong Engineering Co.,Ltd	Đồng Nai, Vietnam	2017
NPK	SC Engineering / Dong Yang Vina E&C Co.,Ltd	Vietnam	2017
Samsung SEHC FDC	SAMSUNG / BoKwang ENC VINA Co.,Ltd	Hồ Chí Minh, Vietnam	2017
TongHo Steel	CHINA ECOTEK VN Co.,Ltd / Sae Myung Co.,Ltd	Vũng Tàu, Vietnam	2017
Dongjin Vina	DONGJIN VIỆT NAM / Han Jin E&C Co.,Ltd	Đồng Nai, Vietnam	2017
Miwon Vina	MIWON VIỆT NAM / Đại Hàn Co.,Ltd	Hồ Chí Minh, Vietnam	2017
Dongil Factory	DONG IL VIỆT NAM / CEP E&C Co.,Ltd	Bình Dương, Vietnam	2017
Lumens Vina	LUMENS VIỆT NAM / Đại Hàn Co.,Ltd	Bình Dương, Vietnam	2017
Han Wha Techwin	HAN WHA TECHWIN / CEP E&C Co.,Ltd	Bắc Ninh, Vietnam	2017
Sambu Vina	SAMBU VINA / Điện Sae Myung Co.,Ltd	Bình Dương, Vietnam	2017
LG Display	LG / Won Kwang Vina	Hải Phòng, Vietnam	2017
Lock & Lock Factory	LOCK & LOCK VIỆT NAM / Đại Hàn Co.,Ltd	Đồng Nai, Vietnam	2017
Korea Embassy	Woo Sun Electric Co.,Ltd	Hà Nội, Vietnam	2017
Kolon Industries Binh Duong KVT-1	KOLON GLOBAL Co.,Ltd / Kyung Woo C&C Co.,Ltd	Bình Dương, Vietnam	2017
Posco SS Vina	POSCO SS VIET NAM / POSCO ICT	Vũng Tàu, Vietnam	2018
Hochiminh CJ Cautre V	CJ CTEJSCO / Dong Eun Engineering	Hồ Chí Minh, Vietnam	2018
Sam Hwan Vina	SAM HWAN VINA / HaNa Co.,Ltd	Đồng Nai, Vietnam	2018
Hyundai Kefico Vina	HYUNDAI ENG Co.,Ltd / ShinBo Vina Co.,Ltd, Chung Am Vina Co.,Ltd	Hải Dương, Vietnam	2018
Zinc Oxide Corporation Vina	Posco E&C / Posco ICT	Vũng Tàu, Vietnam	2018
Hanacobi	CLEAN ENVIRONMENT AND POWER E&C Co.,Ltd	Vietnam	2019
Samil Factory	SAMIL / DelTa M&E Engineering Co.,Ltd	Đồng Nai, Vietnam	2019
Hochiminh CJ Cautre V	CJ E&C Vina Co.,Ltd	Hồ Chí Minh, Vietnam	2019
OT Motor Vina	OT MOTOR/ DaeHo Vina Co.,Ltd, Dong Giang E&C Co.,Ltd	Đồng Nai, Vietnam	2019
OTO Vina Factory	OTO VINA Co.,Ltd / Điện Xây Dựng Sae Myung Co.,Ltd	Đồng Nai, Vietnam	2019

Performance

Project	Clients	Site	Year
Hyundai Kefico Vina	HYUNDAI ENG Co.,Ltd / ShinBo Vina Co.,Ltd, Chung Am Vina Co.,Ltd	Hải Dương, Vietnam	2019
Zinc Oxide Corporation Vina	Posco E&C / Posco ICT	Vũng Tàu, Vietnam	2019
KCC	Central Electric Eng, DaeSun E&C, Shin Woo T&C	Đồng Nai, Vietnam	2019
LS Metal Line	ShinBo Vina Co.,Ltd, Chung Am Vina Co.,Ltd, Dong A Eng. Co.,Ltd	Vũng Tàu, Vietnam	2019
Kumkang Factory	KUMKANG Co.,Ltd / WooSun E&C Vina Co.,Ltd	Đồng Nai, Vietnam	2019
Chang Shin	SHINBO VINA Co.,Ltd	Đồng Nai, Vietnam	2019
Yangon INNO City	HAN SUNG VINA Co.,Ltd	Myanmar	2019
Hyosung	eTEC E&C Co.,Ltd / Dong Yang VINA E&C, Min Sung Vina Co.,Ltd	Vũng Tàu, Vietnam	2019
LSP A2 PKG	POSCO E&C / MinSung Vina Co.,Ltd, DaeWoong Vina Co.,Ltd	Vũng Tàu, Vietnam	2020
HSVC PP5	eTEC E&C Co.,Ltd / DongYang Vina E&C Co.,Ltd, Top Vina Co.,Ltd	Vũng Tàu, Vietnam	2020
HYOSUNG OL1	DongYang Vina E&C Co.,Ltd, MinSung Vina Co.,Ltd	Vũng Tàu, Vietnam	2020
Fursys VN Factory	HAKSAN E&C VN Co.,Ltd	Đồng Nai, Vietnam	2020
Dongwha Vietnam Hanoi	HAN GIANG E&C Co.,Ltd	Thái Nguyên, Vietnam	2020
Hyosung LPG Cavern	MIDONG VIETNAM E&C Co., Ltd	Vũng Tàu, Vietnam	2020
Posco SS	DONG YANG VINA E&C Co.,Ltd	Vũng Tàu, Vietnam	2020
Hyundai Kefico	CHUNG AM VINA Co.,Ltd	Hải Dương, Vietnam	2020
LSP A2 PKG	POSCO E&C / MinSung Vina Co.,Ltd, DaeWoong Vina Co.,Ltd	Vũng Tàu, Vietnam	2021
LSP TPSK A1 PKG	KUMYANG VINA Co.,Ltd	Vũng Tàu, Vietnam	2021
CJ Factory	YS REF Vina Co.,Ltd, Coam Vina Co.,Ltd, Hanyang ENG Co.,Ltd, L2C Vina Co.,Ltd	Hồ Chí Minh, Vietnam	2021
LG Display Factory	CHUNG AM VINA Co.,Ltd	Hải Dương, Vietnam	2021
SeAh Factory	Đại Hàn Co.,Ltd	Đồng Nai, Vietnam	2021
Samsung SEHC Micro LED	DAE MYOUNG GEC	Hồ Chí Minh, Vietnam	2021
Hansol Vina Factory	Đại Hàn Co.,Ltd	Đồng Nai, Vietnam	2021
Dong Yang E&P	Đại Hàn Co.,Ltd	Đồng Nai, Vietnam	2021
Posco VST	DONG YANG VINA Co.,Ltd	Đồng Nai, Vietnam	2021
CJ E&C	CJ E&C VIETNAM Co.,Ltd	Hồ Chí Minh, Vietnam	2021
Samil Factory	ORIENTAL SYSTEM Co.,Ltd	Hồ Chí Minh, Vietnam	2021
Sunjin Factory	HAKSAN E&C Co.,Ltd	Vĩnh Long, Vietnam	2021
LSP TPSK A1 PKG	KUMYANG VINA Co.,Ltd	Vũng Tàu, Vietnam	2022
LG Display Factory	MIDONG VIETNAM E&C Co., Ltd	Hải Phòng, Vietnam	2022
Lotte Hanoi Mall	Chung Am Vina Co.,Ltd, Dong Eun Encinerring Vina Co.,Ltd	Hà Nội, Vietnam	2022
Kolon Industries Binh Duong	KOLON GLOBAL Co.,Ltd / Kyung Woo C&C Co.,Ltd	Bình Dương, Vietnam	2022

Certificate of Business registration

SỞ KẾ HOẠCH VÀ ĐẦU TƯ
 TỈNH ĐỒNG NAI
 PHÒNG ĐĂNG KÝ KINH DOANH

CỘNG HÒA XÃ HỘI CHỦ NGHĨA VIỆT NAM
Độc lập – Tự do – Hạnh phúc

GIẤY CHỨNG NHẬN ĐĂNG KÝ DOANH NGHIỆP
CÔNG TY TRÁCH NHIỆM HỮU HẠN MỘT THÀNH VIÊN

Mã số doanh nghiệp: 3602363535
 Đăng ký lần đầu: ngày 03 tháng 08 năm 2010
 Đăng ký thay đổi lần thứ: 3, ngày 06 tháng 08 năm 2019

1. Tên công ty
 Tên công ty viết bằng tiếng Việt: CÔNG TY TRÁCH NHIỆM HỮU HẠN DONG KWANG VIỆT NAM
 Tên công ty viết bằng tiếng nước ngoài: DONG KWANG VINA COMPANY LIMITED
 Tên công ty viết tắt: DONG KWANG VINA CO.,LTD


2. Địa chỉ trụ sở chính
 KCN Dệt May Nhơn Trạch, Thị trấn Hiệp Phước, Huyện Nhơn Trạch, Tỉnh Đồng Nai, Việt Nam
 Điện thoại: 0251.3566077 Fax: 0251.3566076
 Email: Website:

3. Vốn điều lệ 9.272.000.000 đồng.
 Bằng chữ: Chín tỷ hai trăm bảy mươi hai triệu đồng
 Tương đương 500.000 Đô la Mỹ


4. Thông tin về chủ sở hữu
 Họ và tên: HWANG SANG UG Giới tính: Nam
 Sinh ngày: 09/09/1963 Dân tộc: Quốc tịch: Hàn Quốc
 Loại giấy tờ chứng thực cá nhân: Hộ chiếu nước ngoài
 Số giấy chứng thực cá nhân: M
 Ngày cấp: 08/11/2018 Nơi cấp: Hàn Quốc
 Nơi đăng ký hộ khẩu thường trú: 1905-104 Seokwang Apt Seonam – Dong Nam gu Ulsan, Hàn Quốc
 Chỗ ở hiện tại: KCN Dệt May Nhơn Trạch, Thị trấn Hiệp Phước, Huyện Nhơn Trạch, Tỉnh Đồng Nai, Việt Nam

5. Người đại diện theo pháp luật của công ty


HWANG SANG UG Giới tính: Nam
 Chủ tịch kiêm Tổng giám đốc
 09/09/1963 Dân tộc: Quốc tịch: Hàn Quốc
 Chứng thực cá nhân: Hộ chiếu nước ngoài
 Ngày thực cá nhân: M
 Ngày cấp: 08/11/2018 Nơi cấp: Hàn Quốc
 Hộ khẩu thường trú: 1905-104 Seokwang Apt Seonam – Dong Nam gu Ulsan, Hàn Quốc
 Chỗ ở hiện tại: KCN Dệt May Nhơn Trạch, Thị trấn Hiệp Phước, Huyện Nhơn Trạch, Tỉnh Đồng Nai, Việt Nam

TRƯỞNG PHÒNG
 PHÒNG ĐĂNG KÝ KINH DOANH
 TỈNH ĐỒNG NAI

 Phan Huy Toàn

Certificate of Investment registration



Certificate of Tax registration

BỘ TÀI CHÍNH CỘNG HOÀ XÃ HỘI CHỦ NGHĨA VIỆT NAM Độc lập - Tự do - Hạnh phúc	
Mẫu số: Form No 10- MST	
GIẤY CHỨNG NHẬN ĐĂNG KÝ THUẾ CERTIFICATE OF TAX REGISTRATION	
MÃ SỐ NGƯỜI NỘP THUẾ <small>TAX IDENTIFICATION NUMBER</small>	3 6 0 2 3 6 3 5 3 5
TÊN NGƯỜI NỘP THUẾ <small>FULL NAME OF TAXPAYER</small>	CÔNG TY TNHH DONG KWANG VIỆT NAM
SỐ, NGÀY THÁNG NĂM GIẤY CHỨNG NHẬN ĐĂNG KÝ KINH DOANH HOẶC GIẤY PHÉP THÀNH LẬP VÀ HOẠT ĐỘNG, GIẤY CHỨNG NHẬN ĐẦU TƯ <small>NUMBER AND DATE OF BUSINESS REGISTRATION CERTIFICATE OR ESTABLISHMENT AND OPERATION CERTIFICATE, INVESTMENT CERTIFICATE</small>	472043000830 03/08/2010
SỐ, NGÀY THÁNG NĂM CỦA QUYẾT ĐỊNH THÀNH LẬP <small>NUMBER AND DATE OF ESTABLISHMENT DECISION</small>	
SỐ, NGÀY THÁNG NĂM, NƠI CẤP CHỨNG MINH THỦ NHÂN DÂN <small>NUMBER OF IDENTITY CARD ISSUED ON (DD/MM/YY) IN.....</small>	
NGÀY CẤP MÃ SỐ THUẾ <small>DATE OF ISSUING TAX IDENTIFICATION NUMBER</small>	05/08/2010
CƠ QUAN THUẾ QUẢN LÝ TRỰC TIẾP <small>TAX DEPARTMENT IN CHARGE</small>	CỤC THUẾ TỈNH ĐỒNG NAI
Ngày ...05...tháng...08...năm ...2010... (dd/mm/yy). THỦ TRƯỞNG CƠ QUAN THUẾ <small>DIRECTOR OF TAX DEPARTMENT</small>  PHÓ CỤC TRƯỞNG CỤC THUẾ T. ĐỒNG NAI Nguyễn Văn Công	

Certificate of ISO



Certificate of Registration

This certificate has been awarded to

DONG KWANG VINA CO., LTD

Det May Nhon Trach Industrial Zone, Hiep Phuoc Town, Nhon Trach District, Dong Nai Province, Vietnam

in recognition of the organization's Quality Management System which complies with

ISO 9001:2015

The scope of activities covered by this certificate is defined below

**Manufacture of Cable Trays, Race Way, Tray Supports and Mechanical Processing.
Manufacture of Electric Cabinets and Panels.**

Certificate Number: 103713/A/0001/UK/En			
Date of Issue of Certification Cycle	Issue Number	Certificate Expiry Date	Certification Cycle
29 November 2021	2	08 October 2024	2
Revision Date	Revision Number	Original Certificate Issue Date	Scheme Number
29 November 2021	0	09 October 2018	n/a

For detailed explanation for the data fields above, refer to <http://www.urs-holdings.com/ogos-and-regulations>

Issued by

On behalf of the Schemes Manager




URS is a member of the URS Holdings Group of companies. URS is not responsible for the certification of any other business not owned and controlled by the URS Group or URS Holdings. URS is a member of United Registrar of Systems (URS) Group, Limited, House 11, 11/11, Vo Chi Kien Street, Binh Duong City, Binh Duong, Ho Chi Minh City, Vietnam. URS is a member of the URS Group of companies. URS is not responsible for the certification of any other business not owned and controlled by the URS Group or URS Holdings. URS is a member of United Registrar of Systems (URS) Group, Limited, House 11, 11/11, Vo Chi Kien Street, Binh Duong City, Binh Duong, Ho Chi Minh City, Vietnam. URS is a member of the URS Group of companies. URS is not responsible for the certification of any other business not owned and controlled by the URS Group or URS Holdings. URS is a member of United Registrar of Systems (URS) Group, Limited, House 11, 11/11, Vo Chi Kien Street, Binh Duong City, Binh Duong, Ho Chi Minh City, Vietnam.

1/1

Test Report

Ladder Tray (HDG)

 TỔNG CỤC TIÊU CHUẨN ĐO LƯỜNG CHẤT LƯỢNG TRUNG TÂM KỸ THUẬT TIÊU CHUẨN ĐO LƯỜNG CHẤT LƯỢNG 3 QUALITY ASSURANCE & TESTING CENTER 3	
KT3-02737BCK8	PHIẾU KẾT QUẢ THỬ NGHIỆM TEST REPORT
24/09/2018 Page 01/03	
1. Tên mẫu: <i>Name of sample</i>	THANG CÁP W 300 x H 100 x t 2,3 mm x L 3 000 mm (HDG) LADDER TRAY
2. Số lượng mẫu: <i>Quantity</i>	01
3. Mô tả mẫu: <i>Sample description</i>	Mẫu là thang cáp W 300 x H 100 x t 2,3 x L 3 000 mm <i>The as-received sample is cable ladder</i>
4. Ngày nhận mẫu: <i>Date of receiving</i>	20/09/2018
5. Ngày thử nghiệm: <i>Date of testing</i>	24/09/2018
6. Nơi gửi mẫu: <i>Customer</i>	CÔNG TY TNHH DONG KWANG VIỆT NAM KCN Dệt May Nhơn Trạch, Nhơn Trạch, Đồng Nai
7. Điều kiện thử nghiệm: <i>Test condition</i>	- Tốc độ biến dạng khi thử kéo trước khi chảy: 3 mm/min <i>Crosshead speed in tensile test before yielding</i> - Tốc độ biến dạng khi thử kéo sau khi chảy: 20 mm/min <i>Crosshead speed in tensile test after yielding</i>
8. Phương pháp thử: <i>Test method</i>	NEMA VE 1 - 2009, TCVN 5878:2007, TCVN 197-1:2014
9. Kết quả thử nghiệm: <i>Test results</i>	Xem trang 02/03...03/03 <i>See pages</i>
P.TRƯỞNG PTN CƠ KHÍ DEPUTY HEAD OF MECHANICAL TESTING LAB.	
 Phạm Văn Út	
TL. CHẤM ĐỌC / PP. DIRECTOR TRƯỞNG PHÒNG THỬ NGHIỆM HEAD OF TESTING LAB.	
 Nguyễn Tấn Tùng	
1. Các kết quả thử nghiệm ghi trong phiếu này chỉ có giá trị đối với mẫu do khách hàng gửi đến. / Test results are valid for the samples submitted completely only. 2. Không được tái sản xuất phần mềm từ các dữ liệu này mà không có sự đồng ý bằng văn bản của Trung tâm Kỹ Thuật. This Test Report shall not be reproduced, except in full, without the written permission for Quatest 3. 3. Số 0, không áp dụng. / Not applicable. 4. Tên mẫu, tên khách hàng được ghi theo yêu cầu của nội gửi mẫu. / Name of sample(s) and customer are written as customer's request. 5. Độ không đảm bảo đo của kết quả thử nghiệm được trình bày với k = 2, mức tin cậy 95%. Khách hàng có thể tìm hiểu thêm chi tiết tại địa chỉ liên hệ bên dưới. Evaluation expanded uncertainty of measurement with k = 2, at 95 % confidence level. Please contact Quatest 3 at the below address for further information.	
Head Office: 49 Phạm Văn Chí, HCMC, Vietnam Tel: (84-28) 3829 4274 Fax: (84-28) 3829 3012 Website: www.quatest3.com.vn Testing: No. 7, road No. 1, Hoa Hào 1 Z, Dong Nai, Vietnam Tel: (84-251) 383 0212 Fax: (84-251) 383 0216 E-mail: ms.sakhoi@quatest3.com.vn CS lot, K1 road, Cat Lai Z, Dist. 2, HCMC, Vietnam Tel: (84-28) 3742 3160 Fax: (84-28) 3742 3174 E-mail: ms.sakhoi@quatest3.com.vn	
Lần sửa đổi: 0 BH12 (07/2018) M01/1 - TTTN09	

NGHIỆM 24/09/2018
Page 02/03

TRUNG TÂM KỸ THUẬT TIÊU CHUẨN ĐO LƯỜNG CHẤT LƯỢNG 3

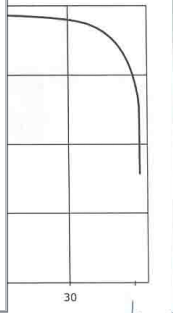
Kết quả thử nghiệm	
Test result	
m	3 000
m	2 400
m	149
m	B
m	0,4
Không hỏng	
Undamaged	
Phù hợp	
Conform	



TRUNG TÂM KỸ THUẬT TIÊU CHUẨN ĐO LƯỜNG CHẤT LƯỢNG 3

Kết quả thử nghiệm	
Test result	
m	75
m	4 x 2,31
m	328
m	387
m	35,0

length : 50 mm



TRUNG TÂM KỸ THUẬT TIÊU CHUẨN ĐO LƯỜNG CHẤT LƯỢNG 3
QUALITY ASSURANCE & TESTING CENTER 3

Head Office: 49 Phạm Văn Chí, HCMC, Vietnam Tel: (84-28) 3829 4274 Fax: (84-28) 3829 3012 Website: www.quatest3.com.vn
 Testing: No. 7, road No. 1, Hoa Hào 1 Z, Dong Nai, Vietnam Tel: (84-251) 383 0212 Fax: (84-251) 383 0216 E-mail: ms.sakhoi@quatest3.com.vn
 CS lot, K1 road, Cat Lai Z, Dist. 2, HCMC, Vietnam Tel: (84-28) 3742 3160 Fax: (84-28) 3742 3174 E-mail: ms.sakhoi@quatest3.com.vn

Lần sửa đổi: 0 BH12 (07/2018) M03/2 - TTTN09

TRUNG TÂM KỸ THUẬT TIÊU CHUẨN ĐO LƯỜNG CHẤT LƯỢNG 3
QUALITY ASSURANCE & TESTING CENTER 3

Head Office: 49 Phạm Văn Chí, HCMC, Vietnam Tel: (84-28) 3829 4274 Fax: (84-28) 3829 3012 Website: www.quatest3.com.vn
 Testing: No. 7, road No. 1, Hoa Hào 1 Z, Dong Nai, Vietnam Tel: (84-251) 383 0212 Fax: (84-251) 383 0216 E-mail: ms.sakhoi@quatest3.com.vn
 CS lot, K1 road, Cat Lai Z, Dist. 2, HCMC, Vietnam Tel: (84-28) 3742 3160 Fax: (84-28) 3742 3174 E-mail: ms.sakhoi@quatest3.com.vn

Lần sửa đổi: 0 BH12 (07/2018) M03/2 - TTTN09

Test Report

Perforated Tray (HDG)

QUATEST 3
 TỈNH CỤC TIÊU CHUẨN ĐO LƯỜNG CHẤT LƯỢNG
 TRUNG TÂM KỸ THUẬT TIÊU CHUẨN ĐO LƯỜNG CHẤT LƯỢNG 3
 QUALITY ASSURANCE & TESTING CENTER 3

Head Office: #9 Phước Chi, 1, HCMC, Vietnam Tel: (84-29) 3829 4214 Fax: (84-29) 3829 3812 Website: www.quatest3.com.vn
 Ho Chi Minh City Office: #10 Nguyễn Văn Linh, Quận 9, HCMC, Vietnam Tel: (84-29) 381 8212 Fax: (84-29) 381 8208 E-mail: dk@quatest3.com.vn
 Cần Thơ Office: #10 Nguyễn Văn Linh, Quận 9, HCMC, Vietnam Tel: (84-29) 3742 3160 Fax: (84-29) 3829 3812 E-mail: dk@quatest3.com.vn

PHIẾU KẾT QUẢ THỬ NGHIỆM
TEST REPORT

KT3-02580BCK1 28/07/2020 Page 01/03

1. Tên mẫu: **MẢNG CÁP ĐỘT LỖ (PERFORATED)**
 Name of sample: **W300 x H100 x L3000 x 2,0T**

2. Số lượng mẫu: **01**
 Quantity

3. Mô tả mẫu: **Mẫu là mảng cáp (300 x 100 x 2,0) mm , dài 3 000 mm**
 Sample description: **The as-received sample is cable trunking**

4. Ngày nhận mẫu: **24/07/2020**
 Date of receiving

5. Ngày thử nghiệm: **28/07/2020**
 Date of testing

6. Nơi gửi mẫu: **CÔNG TY TNHH DONG KWANG VIỆT NAM**
 Customer: **KCN Dệt May Nhơn Trạch, TT Hiệp Phước, Huyện Nhơn Trạch, Tỉnh Đồng Nai**

7. Điều kiện thử nghiệm: **Tốc độ biến dạng khi thử kéo trước khi chảy: 15 MPa/s**
 Test condition: **Crosshead speed in tensile test before yielding**
Tốc độ biến dạng khi thử kéo sau khi chảy: 20 mm/min
Crosshead speed in tensile test after yielding

8. Phương pháp thử: **NEMA VE 1 - 2002 ; TCVN 5878: 2007; TCVN 197: 2014**
 Test method

9. Kết quả thử nghiệm: **Xem trang 02/03... 03/03**
 Test results: **See pages**

P.TRƯỞNG PTN CƠ KHÍ
DEPUTY HEAD OF MECHANICAL TESTING LAB.
 Phạm Văn Út

TL.GIÁM ĐỐC / PP. DIRECTOR
TRƯỞNG PHÒNG THỬ NGHIỆM
HEAD OF TESTING LAB.
 Nguyễn Tấn Tùng

1. Các kết quả thử nghiệm gửi trong phiếu này chỉ có giá trị đối với mẫu đã đánh bóng gửi đến và không phải là giấy chứng nhận sản phẩm.
 Test results are valid for the samples submitted completely only, and this is not a certificate of product.
 2. Không được trích xuất nội dung phiếu kết quả thử nghiệm này mà không có sự đồng ý bằng văn bản của Trung tâm Kỹ thuật 3.
 This Test Report shall not be reproduced, copied or full, without the written permission of Quatest 3.
 3. Tất cả nội dung không được ghi trên đây của tài liệu gốc. *None of complete test conditions are written on customer's request.*
 4. Độ không đồng đều của mẫu không ảnh hưởng được tính với $\lambda = 2$, theo tiêu chuẩn ISO 9013.
 5. Mọi thắc mắc và khiếu nại khách hàng xin liên hệ theo địa chỉ: dk@quatest3.com.vn và dk@quatest3.com.vn để biết thêm thông tin.
 Please contact Quatest 3 at the email addresses: dk@quatest3.com.vn and dk@quatest3.com.vn for further information about test report.

Lần in ấn đầu tiên: BH115 (04/2020) M03 - TT589

CHẤT LƯỢNG
TRUNG TÂM KỸ THUẬT TIÊU CHUẨN ĐO LƯỜNG CHẤT LƯỢNG 3
 CENTER 3

QUATEST 3
 929 4214 Fax: (84-29) 3829 3812 Website: www.quatest3.com.vn
 040 8212 Fax: (84-29) 381 8208 E-mail: dk@quatest3.com.vn
 381 8208 Fax: (84-29) 381 8208 E-mail: dk@quatest3.com.vn

NGHIỆM
 28/07/2020
 KỸ THUẬT
 PHỤ CHỨC ĐO LƯỜNG CHẤT LƯỢNG 3

Kết quả thử nghiệm
Test result

2 500
2 400
149
A
Không hỏng
Undamaged
Phù hợp
Conform

Load - T = 536 kgf

CHẤT LƯỢNG
TRUNG TÂM KỸ THUẬT TIÊU CHUẨN ĐO LƯỜNG CHẤT LƯỢNG 3
 CENTER 3

QUATEST 3
 929 4214 Fax: (84-29) 3829 3812 Website: www.quatest3.com.vn
 040 8212 Fax: (84-29) 381 8208 E-mail: dk@quatest3.com.vn
 381 8208 Fax: (84-29) 381 8208 E-mail: dk@quatest3.com.vn

NGHIỆM
 28/07/2020
 KỸ THUẬT
 PHỤ CHỨC ĐO LƯỜNG CHẤT LƯỢNG 3

Kết quả thử nghiệm
Test result

66
x 1,750
327
387
4,0



1. Các kết quả thử nghiệm gửi trong phiếu này chỉ có giá trị đối với mẫu đã đánh bóng gửi đến và không phải là giấy chứng nhận sản phẩm.
 Test results are valid for the samples submitted completely only, and this is not a certificate of product.
 2. Không được trích xuất nội dung phiếu kết quả thử nghiệm này mà không có sự đồng ý bằng văn bản của Trung tâm Kỹ thuật 3.
 This Test Report shall not be reproduced, copied or full, without the written permission of Quatest 3.
 3. Tất cả nội dung không được ghi trên đây của tài liệu gốc. *None of complete test conditions are written on customer's request.*
 4. Độ không đồng đều của mẫu không ảnh hưởng được tính với $\lambda = 2$, theo tiêu chuẩn ISO 9013.
 5. Mọi thắc mắc và khiếu nại khách hàng xin liên hệ theo địa chỉ: dk@quatest3.com.vn và dk@quatest3.com.vn để biết thêm thông tin.
 Please contact Quatest 3 at the email addresses: dk@quatest3.com.vn and dk@quatest3.com.vn for further information about test report.



Lần in ấn đầu tiên: BH115 (04/2020) M03 - TT589


1. Các kết quả thử nghiệm gửi trong phiếu này chỉ có giá trị đối với mẫu đã đánh bóng gửi đến và không phải là giấy chứng nhận sản phẩm.
 Test results are valid for the samples submitted completely only, and this is not a certificate of product.
 2. Không được trích xuất nội dung phiếu kết quả thử nghiệm này mà không có sự đồng ý bằng văn bản của Trung tâm Kỹ thuật 3.
 This Test Report shall not be reproduced, copied or full, without the written permission of Quatest 3.
 3. Tất cả nội dung không được ghi trên đây của tài liệu gốc. *None of complete test conditions are written on customer's request.*
 4. Độ không đồng đều của mẫu không ảnh hưởng được tính với $\lambda = 2$, theo tiêu chuẩn ISO 9013.
 5. Mọi thắc mắc và khiếu nại khách hàng xin liên hệ theo địa chỉ: dk@quatest3.com.vn và dk@quatest3.com.vn để biết thêm thông tin.
 Please contact Quatest 3 at the email addresses: dk@quatest3.com.vn and dk@quatest3.com.vn for further information about test report.

Lần in ấn đầu tiên: BH115 (04/2020) M03 - TT589

Test Report


Solid Bottom Tray (Galvanized Steel – G.I)

 TỔNG CỤC TIÊU CHUẨN ĐO LƯỜNG CHẤT LƯỢNG TRUNG TÂM KỸ THUẬT TIÊU CHUẨN ĐO LƯỜNG CHẤT LƯỢNG 3 QUALITY ASSURANCE & TESTING CENTER 3	
KT3-04474CK2/5	PHIẾU KẾT QUẢ THỬ NGHIỆM TEST REPORT
	25/12/2012 Page 01/02
1. Tên mẫu: <i>Name of sample</i>	MÁNG CÁP W 300 x H 100 x T 1,2 x L 3 000 mm (G.I)
2. Số lượng mẫu: <i>Quantity</i>	01
3. Mô tả mẫu: <i>Sample description</i>	Mẫu là máng cáp W 300 x H 100 x t 1,2 x L 3 000 mm có lớp phủ <i>The as-received sample is coated cable trunking</i>
4. Ngày nhận mẫu: <i>Date of receiving</i>	14/12/2012
5. Ngày thử nghiệm: <i>Date of testing</i>	18/12/2012
6. Nơi gửi mẫu: <i>Customer</i>	CÔNG TY TNHH DONG KWANG VIỆT NAM KCN Dệt May Nhơn Trạch, Đồng Nai
7. Phương pháp thử: <i>Test method</i>	NEMA VE 1 - 2002 Metal Cable Tray Systems
8. Kết quả thử nghiệm: <i>Test results</i>	Xem trang 02/02 <i>See page</i>
<p>P.TRƯỞNG PIN CƠ KHÍ HEAD OF MECHANICAL TESTING LAB.</p> <p> Nguyễn Sĩ Tín</p> <p>PHÓ GIÁM ĐỐC VICE DIRECTOR</p> <p> Đinh Văn Trữ</p>	
<small> 1. Các kết quả thử nghiệm ghi trong phiếu này chỉ có giá trị đối với mẫu đã trình bày ghi rõ tại đây và không áp dụng cho các mẫu không được ghi rõ trong phiếu. 2. Không được trích sao một phần hoặc kết quả thử nghiệm riêng lẻ không có sự đồng ý bằng văn bản của Trung tâm KT3 (04474). 3. Các mẫu, mô tả mẫu, lượng mẫu ghi theo yêu cầu của khách gửi mẫu phải có sẵn và không có sai lệch so với thực tế. 4. Các bằng chứng liên quan đến các quy trình kiểm tra và thử nghiệm phải có sẵn và không có sai lệch so với thực tế. 5. Mọi bằng chứng liên quan đến các quy trình kiểm tra và thử nghiệm phải có sẵn và không có sai lệch so với thực tế. 6. Mọi bằng chứng liên quan đến các quy trình kiểm tra và thử nghiệm phải có sẵn và không có sai lệch so với thực tế. 7. Mọi bằng chứng liên quan đến các quy trình kiểm tra và thử nghiệm phải có sẵn và không có sai lệch so với thực tế. 8. Mọi bằng chứng liên quan đến các quy trình kiểm tra và thử nghiệm phải có sẵn và không có sai lệch so với thực tế. </small>	
Head Office: 99 Phước QL, Hồ Chí Minh City, VIỆT NAM. Tel: (84-8) 3829 4274 Fax: (84-8) 3829 3012 Website: www.quatest3.com.vn Branch: 7 Road 1, Block 10a 1 Industrial Zone, Đồng Nai. Tel: (84-61) 383 4212 Fax: (84-61) 383 4299 E-mail: ng@dongkwangquatest3.com.vn Liên hệ địa chỉ: (84-61) 383 4212 M01-1-TT2004	

PHIẾU KẾT QUẢ THỬ NGHIỆM TEST REPORT	
	25/12/2012 Page 02/02 Số: 01/02 Ngày: 18/12/2012
 <p>MẪU 5</p>	
Tên chỉ tiêu <i>Specification</i>	Kết quả thử nghiệm <i>Test result</i>
T	3 000
mm	
2 gờ đỡ (L) <i>2 supports</i>	2 400
mm	
8C (W)	149
kg/m	
ái theo NEMA VE 1 - 2002 <i>method</i>	A
m	Không hỏng <i>Not damaged</i>
ử nghiệm theo cấp 8C <i>result to class 8C - NEMA VE 1 - 2002</i>	Đạt <i>Pass</i>
Ghi chú/Notice: Tổng tải trọng thử / Total test load - T = 536 kgf T = 1,5 x L (m) x W (kgf)	
 TRUNG TÂM KỸ THUẬT TIÊU CHUẨN ĐO LƯỜNG CHẤT LƯỢNG 3 QUALITY ASSURANCE & TESTING CENTER 3	
Head Office: 99 Phước QL, Hồ Chí Minh City, VIỆT NAM. Tel: (84-8) 3829 4274 Fax: (84-8) 3829 3012 Website: www.quatest3.com.vn Branch: 7 Road 1, Block 10a 1 Industrial Zone, Đồng Nai. Tel: (84-61) 383 4212 Fax: (84-61) 383 4299 E-mail: ng@dongkwangquatest3.com.vn Liên hệ địa chỉ: (84-61) 383 4212 M01-1-TT2004	

Test Report

Solid Bottom Tray (Powder Coating)



TỔNG CỤC TIÊU CHUẨN ĐO LƯỜNG CHẤT LƯỢNG
TRUNG TÂM KỸ THUẬT TIÊU CHUẨN ĐO LƯỜNG CHẤT LƯỢNG 3
QUALITY ASSURANCE & TESTING CENTER 3

KT3-04474CK2/6

PHIẾU KẾT QUẢ THỬ NGHIỆM
TEST REPORT

25/12/2012
Page 01/02

1. Tên mẫu : **MĂNG CÁP W 300 x H 100 x T 2,0 x L 3 000 mm**
Name of sample (SƠN TÍNH ĐIỆN)

2. Số lượng mẫu: 01
Quantity

3. Mô tả mẫu : **Mẫu là máng cáp W 300 x H 100 x T 2 x L 3 000 mm có lớp sơn**
Sample description The as-received sample is painted cable trunking

4. Ngày nhận mẫu: 14/12/2012
Date of receiving

5. Ngày thử nghiệm: 18/12/2012
Date of testing

6. Nơi gửi mẫu: **CÔNG TY TNHH DONG KWANG VIỆT NAM**
KCN Dệt May Nhơn Trạch, Đồng Nai
Customer

7. Phương pháp thử : **NEMA VE 1 - 2002 Metal Cable Tray Systems**
Test method


8. Kết quả thử nghiệm : **Xem trang 02/02**
Test results See page

P.TRƯỞNG PTN CƠ KHÍ
HEAD OF MECHANICAL TESTING LAB.

7

Nguyễn ST Tin

PHÓ GIÁM ĐỐC
VICE DIRECTOR



Đinh Văn Trữ

1. Các kết quả (kết quả) ghi trong phiếu này chỉ có giá trị đối với mẫu do khách hàng gửi thử / Test results are valid for the sample submitted only (samples) only.

2. Không được chỉ ra các kết quả khác ngoài kết quả ghi trong phiếu này / Do not indicate any other results than those shown in this report.


3. Tên mẫu, số lượng hàng hóa ghi trên phiếu chỉ có giá trị gửi mẫu / Name of sample and quantity are valid as customer's request.


4. Mọi thông tin khác về chi phí và các điều kiện thử nghiệm khác, vui lòng liên hệ Phòng Kỹ Thuật Tiêu Chuẩn Đo Lường Chất Lượng 3 / For further information on charges and other test conditions, please contact the Quality Assurance & Testing Center 3.

Head Office: 49 Pasteur, Q1, Hồ Chí Minh City, VIỆT NAM Tel: (84-81) 3829 4274 Fax: (84-81) 3829 2012 Website: www.quatest3.com.vn
 Branch: 7 Road 1, Hòa Hòa 1 Industrial Zone, Đồng Nai, Tel: (84-61) 383 6212 Fax: (84-61) 383 6298 E-mail: quatest3@quatest3.com.vn
 Liên hệ qua: 0899 0532012 MMS-1-TTTN&V

PHIẾU KẾT QUẢ THỬ NGHIỆM
TEST REPORT

25/12/2012
Page 02/02






Mẫu 6

Tên chỉ tiêu <i>Specification</i>	Kết quả thử nghiệm <i>Test result</i>
ST	
ε	mm
ε 2 gờ đỡ (L)	mm
2 supports	
8C (W)	kg/m
thử theo NEMA VE 1 - 2002	A
method	
thử nghiệm theo cấp 8C	Không hỏng
result to class 8C - NEMA VE 1 - 2002	Not damaged
	Đạt
	Pass

Chú chú/Notice: Tổng tải trọng thử / Total test load - T = 536 kgf
T = 1,5 x L (m) x W (kgf)



TRUNG TÂM KỸ THUẬT TIÊU CHUẨN ĐO LƯỜNG CHẤT LƯỢNG 3
QUALITY ASSURANCE & TESTING CENTER 3

Head Office: 49 Pasteur, Q1, Hồ Chí Minh City, VIỆT NAM Tel: (84-81) 3829 4274 Fax: (84-81) 3829 2012 www.quatest3.com.vn
 Branch: 7 Road 1, Hòa Hòa 1 Industrial Zone, Đồng Nai, Tel: (84-61) 383 6212 Fax: (84-61) 383 6298 quatest3@quatest3.com.vn
 Liên hệ qua: 0899 0532012 MMS-1-TTTN&V

Test Report


Raceway (Galvanized Steel – G.I)

<p>TỔNG CỤC TIÊU CHUẨN ĐO LƯỜNG CHẤT LƯỢNG TRUNG TÂM KỸ THUẬT TIÊU CHUẨN ĐO LƯỜNG CHẤT LƯỢNG 3 QUALITY ASSURANCE & TESTING CENTER 3</p>	
KT3-02386BCK8	<p>PHIẾU KẾT QUẢ THỬ NGHIỆM TEST REPORT</p> <p>22/08/2018 Page 01/02</p>
1. Tên mẫu: <i>Name of sample</i>	MÁNG CÁP W 110 x H 50 x 1,0 t x L 3000 (GI)
2. Số lượng mẫu: <i>Quantity</i>	01
3. Mô tả mẫu: <i>Sample description</i>	Mẫu là máng cáp W 110 x H 50 x t 1,0 mm x L 3 000 mm <i>The as-received sample is cable trunking</i>
4. Ngày nhận mẫu: <i>Date of receiving</i>	20/08/2018
5. Ngày thử nghiệm: <i>Date of testing</i>	22/08/2018
6. Nơi gửi mẫu: <i>Customer</i>	CÔNG TY TNHH DONG KWANG VIỆT NAM KCN DỆT MAY NHƠN TRẠCH, NHƠN TRẠCH, ĐỒNG NAI
7. Phương pháp thử: <i>Test method</i>	NEMA VE 1 - 2009
8. Kết quả thử nghiệm: <i>Test results</i>	Xem trang 02/02 <i>See page</i>
<p>P. TRƯỞNG PTN CƠ KHÍ DEPUTY HEAD OF MECHANICAL TESTING LAB.</p> <p></p> <p>Phạm Văn Ưu</p>	
<p>TL. GIÁM ĐỐC PP. DIRECTOR TRƯỞNG PHÒNG THỬ NGHIỆM HEAD OF TESTING LAB.</p> <p></p> <p>Nguyễn Văn Tông</p>	
<p><small>1. Các kết quả thử nghiệm ghi trong phiếu này chỉ có giá trị đối với mẫu đã đánh bóng ghi trên Test results area valid for the sample submitted complete only. 2. Không được trích xuất một phần phiếu kết quả thử nghiệm này mà không có sự đồng ý bằng văn bản của Trung tâm Kỹ thuật. This Test Report shall not be reproduced, except in full, without the written approval of Quatest 3. 3. Tên mẫu, mô tả không được ghi trên đây của các kết quả thử nghiệm và customer care website or customer's request. 4. Độ không đồng đều bề mặt của máng cáp không vượt quá 2, một lần cấp 95%. Khách hàng có thể liên hệ theo địa chỉ dưới để biết thêm thông tin. Estimated irregularities of measurement will be ± 2 or 95% confidence level. Please contact Quatest 3 for the below address for further information.</small></p> <p>Head Office: #9 Phươc, Q1, Hồ Chí Minh City, VIỆT NAM Tel: (84-28) 3829 4274 Fax: (84-28) 3829 3012 Website: www.qlatest.com.vn Testing: 7 Road 1, Biên Hòa 1 Industrial Zone, Đồng Nai Tel: (84-251) 383 6212 Fax: (84-251) 383 6298 E-mail: ts-cskh@qlatest.com.vn</p> <p>Lần in số: 0 BH10 (12/2016) M001 - TT280</p>	

<p>PHIẾU KẾT QUẢ THỬ NGHIỆM TEST REPORT</p> <p>22/08/2018 Page 02/02</p>	
<p>Tên chi tiêu <i>Specification</i></p> <p>Kết quả thử nghiệm <i>Test result</i></p>	
<p>TEST</p> <p>thứ <i>men</i></p> <p>ừ 2 gối đỡ (L) <i>he 2 supports</i></p> <p>áp 8AA (W) <i>on method</i></p> <p>ội tải theo NEMA VE 1 - 2009 <i>on method</i></p> <p>au khi thử tải <i>ation after test</i></p> <p>hiệm</p> <p>ả thử nghiệm theo cấp 8AA <i>st result to class 8AA - NEMA VE 1 - 2009</i></p>	<p>3 000</p> <p>2 400</p> <p>37</p> <p>B</p> <p>0,5</p> <p>Không hỏng <i>Not damaged</i></p> <p>Đạt <i>Pass</i></p>
<p>ĩ chú/Notice : Tổng tải trọng thử / Total test load T = 133 kgf T = 1,5 x L (m) x W (kgf)</p>	
<p></p>	
<p></p> <p>TRUNG TÂM KỸ THUẬT TIÊU CHUẨN ĐO LƯỜNG CHẤT LƯỢNG 3 QUALITY ASSURANCE & TESTING CENTER 3</p> <p>Head Office: #9 Phươc, Q1, Hồ Chí Minh City, VIỆT NAM Tel: (84-28) 3829 4274 Fax: (84-28) 3829 3012 Website: www.qlatest.com.vn Testing: 7 Road 1, Biên Hòa 1 Industrial Zone, Đồng Nai Tel: (84-251) 383 6212 Fax: (84-251) 383 6298 E-mail: ts-cskh@qlatest.com.vn</p> <p>Lần in số: 0 BH10 (12/2016) M002 - TT280</p>	

Test Report

Punch Plate (Stainless Steel 304 & 316)



TỔNG CỤC TIÊU CHUẨN ĐO LƯỜNG CHẤT LƯỢNG
TRUNG TÂM KỸ THUẬT TIÊU CHUẨN ĐO LƯỜNG CHẤT LƯỢNG 3
QUALITY ASSURANCE & TESTING CENTER 3

Head Office: 49 Phố Trần Hưng Đạo, 1, H.C.N.C, Vietnam. Tel: (84-20) 3829 5812 Website: www.qatest3.com.vn
Branch: No. 1, road No. 1, Street Hoa 1, UZ, Dong Nac, Vietnam. Tel: (84-21) 381 6212 Fax: (84-21) 381 6298 E-mail: qatest3@qatest3.com.vn
C/ Office: 41 road, Cai Lait, UZ, Dac, 1, H.C.N.C, Vietnam. Tel: (84-20) 3152 1168 Fax: (84-20) 3129 3612 E-mail: qatest3@qatest3.com.vn

26/01/2021
Page 01/02

PHIẾU KẾT QUẢ THỬ NGHIỆM
TEST REPORT

KT3-00204BCK1

26/01/2021
Page 01/02

1. Tên mẫu: **MẢNG CÁP DỆT LỖ W50 x H20 x 1,2T - SUS304**
Name of sample (CABLE TRAY PUNCH W50 x H20 x 1,2 mm - SUS304)

2. Số lượng mẫu: 01
Quantity

3. Mô tả mẫu: Mẫu là mảng cáp (50 x 20 x 1,2) mm , dài 1 000 mm
Sample description The as-received sample is cable trunking

4. Ngày nhận mẫu: 18/01/2021
Date of receiving

5. Ngày thử nghiệm: 20/01/2021
Date of testing

6. Nơi gửi mẫu: **CÔNG TY TNHH DONG KWANG VIỆT NAM**
Customer KCN Dệt May Nhơn Trạch, TT Hiệp Phước, Huyện Nhơn Trạch, Tỉnh Đồng Nai

7. Điều kiện thử nghiệm: - Tốc độ biến dạng khi thử kéo trước khi chảy: 0,5 mm/min
Test condition Crosshead speed in tensile test before yielding
- Tốc độ biến dạng khi thử kéo sau khi chảy: 10 mm/min
Crosshead speed in tensile test after yielding

8. Phương pháp thử: TCVN 197: 2014
Test method

9. Kết quả thử nghiệm: Xem trang 02/02
Test results See pages

TL. TRƯỞNG PHÒNG CƠ KHÍ
FOR HEAD OF MECHANICAL TESTING LAB.


Lâm Chí Tài

TL. GIÁM ĐỐC / PP. DIRECTOR
TRUNG TÂM THỬ NGHIỆM
HEAD OF TESTING LAB.

Nguyễn Tấn Tùng

1. Các kết quả thử nghiệm ghi trong phiếu này chỉ có giá trị đối với mẫu do khách hàng gửi đến và không phải là giấy chứng nhận sản phẩm.
2. Test results are valid for the samples submitted (sample(s) only), and this is not a certificate of product.
3. Không được trích sao một phần phiếu kết quả thử nghiệm này để dùng trong công bố thông tin của Trung tâm Kỹ Thuật 3.
4. This Test Report shall not be reproduced, except in full, without the written permission of Qatest 3.
5. This result, its technical background, plus these notes are not valid for other samples.
6. Các thông tin khác do khách hàng yêu cầu được cung cấp theo yêu cầu.
7. Additional request of measurement result is -2 or 3% by confidence level.
8. Mọi thông tin về kết quả khách hàng cần biết theo địa chỉ: qatest3@qatest3.com.vn or 043203@qatest3.com.vn. For further information please contact our support.
Please contact Qatest 3 or the email address: qatest3@qatest3.com.vn or 043203@qatest3.com.vn. For further information please contact our support.

Lưu trữ nội dung: 010113 (04/2020) MID - TT309



TỔNG CỤC TIÊU CHUẨN ĐO LƯỜNG CHẤT LƯỢNG
TRUNG TÂM KỸ THUẬT TIÊU CHUẨN ĐO LƯỜNG CHẤT LƯỢNG 3
QUALITY ASSURANCE & TESTING CENTER 3

Head Office: 49 Phố Trần Hưng Đạo, 1, H.C.N.C, Vietnam. Tel: (84-20) 3829 5812 Website: www.qatest3.com.vn
Branch: No. 1, road No. 1, Street Hoa 1, UZ, Dong Nac, Vietnam. Tel: (84-21) 381 6212 Fax: (84-21) 381 6298 E-mail: qatest3@qatest3.com.vn
C/ Office: 41 road, Cai Lait, UZ, Dac, 1, H.C.N.C, Vietnam. Tel: (84-20) 3152 1168 Fax: (84-20) 3129 3612 E-mail: qatest3@qatest3.com.vn

26/01/2021
Page 02/02

PHIẾU KẾT QUẢ THỬ NGHIỆM
TEST REPORT

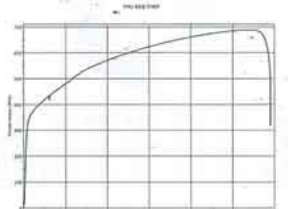
KT3-00204BCK1

26/01/2021
Page 02/02

Chỉ tiêu thử nghiệm: **LE TEST**

Chỉ tiêu thử nghiệm	Đơn vị	Kết quả thử nghiệm
Đường kính mẫu thử	mm	6,10 x 1,467
Ứng suất kéo trước khi chảy	MPa	322
Ứng suất kéo đứt	MPa	689
Độ giãn sau khi đứt	%	59,3

Chiều dài tính toán ban đầu: Original gage length : 15 mm



1. Các kết quả thử nghiệm ghi trong phiếu này chỉ có giá trị đối với mẫu do khách hàng gửi đến và không phải là giấy chứng nhận sản phẩm.
2. Test results are valid for the samples submitted (sample(s) only), and this is not a certificate of product.
3. Không được trích sao một phần phiếu kết quả thử nghiệm này để dùng trong công bố thông tin của Trung tâm Kỹ Thuật 3.
4. This Test Report shall not be reproduced, except in full, without the written permission of Qatest 3.
5. This result, its technical background, plus these notes are not valid for other samples.
6. Các thông tin khác do khách hàng yêu cầu được cung cấp theo yêu cầu.
7. Additional request of measurement result is -2 or 3% by confidence level.
8. Mọi thông tin về kết quả khách hàng cần biết theo địa chỉ: qatest3@qatest3.com.vn or 043203@qatest3.com.vn. For further information please contact our support.
Please contact Qatest 3 or the email address: qatest3@qatest3.com.vn or 043203@qatest3.com.vn. For further information please contact our support.

Lưu trữ nội dung: 010113 (04/2020) MID - TT309



Test Report

Unistrut Channel (HDG)

<p>TỔNG CỤC TIÊU CHUẨN ĐO LƯỜNG CHẤT LƯỢNG TRUNG TÂM KỸ THUẬT TIÊU CHUẨN ĐO LƯỜNG CHẤT LƯỢNG 3 QUALITY ASSURANCE & TESTING CENTER 3</p>	
KT3-01422BCK9	<p>PHIẾU KẾT QUẢ THỬ NGHIỆM TEST REPORT</p> <p>10/05/2019 Page 01/03</p>
1. Tên mẫu: <i>Name of sample</i>	UNISTRUT CHANNEL (THANH CHỐNG ĐA NĂNG): W41 x H41 x 2,6 mm x L3000 mm (HDG)
2. Số lượng mẫu: <i>Quantity</i>	01
3. Mô tả mẫu: <i>Sample description</i>	Xem hình trang 02/02 <i>See figure on page</i>
4. Ngày nhận mẫu: <i>Date of receiving</i>	08/05/2019
5. Ngày thử nghiệm: <i>Date of testing</i>	10/05/2019
6. Nơi gửi mẫu: <i>Customer</i>	CÔNG TY TNHH DONG KWANG VIỆT NAM KCN Dệt may Nhơn Trạch, Xã Hiệp Phước, Nhơn Trạch, Đồng Nai
7. Điều kiện thử nghiệm: <i>Test condition</i>	- Tốc độ biến dạng khi thử kéo trước khi chảy: 3,0 mm/min <i>Crosshead speed in tensile test before yielding</i> - Tốc độ biến dạng khi thử kéo sau khi chảy: 20 mm/min <i>Crosshead speed in tensile test after yielding</i>
8. Phương pháp thử: <i>Test method</i>	TCVN 197: 2014; TCVN 5878:2007 Theo yêu cầu khách hàng/ As customer's requirement: Mục/ Item B
9. Kết quả thử nghiệm: <i>Test results</i>	Xem trang 02/03...03/03 <i>See pages</i>
<p>P.TRƯỞNG PTN CƠ KHÍ DEPUTY HEAD OF MECHANICAL TESTING LAB.</p> <p>TL.GIÁM ĐỐC - PP. DIRECTOR TRƯỞNG PHÒNG THỬ NGHIỆM HEAD OF TESTING LAB.</p> <p> Phạm Văn Út</p> <p> Nguyễn Văn Tùng</p>	
<p><small>1. Các kết quả thử nghiệm ghi trong phiếu này chỉ có giá trị đối với mẫu do khách hàng gửi đến. / Test results are valid for the samples submitted completely only. This Test Report shall not be reproduced, except by full written permission by QATEST3.</small></p> <p><small>2. N/A không áp dụng / Not applicable</small></p> <p><small>3. Tên mẫu, tên khách hàng được ghi trên phiếu này theo yêu cầu của khách hàng. / Name of sample and customer are written as customer's request.</small></p> <p><small>4. Độ không đảm bảo đo của kết quả thử nghiệm là ± 2,0% đối với các phép đo và ± 2,0% đối với các phép đo khác. / Measurement uncertainty of measurement result is ± 2,0% for all measurements and ± 2,0% for other measurements.</small></p> <p><small>Head Office: 49 Phạm Văn Chí, 1, HCMC, Vietnam Tel: (84-29) 3629 4278 Fax: (84-29) 3629 3012 Website: www.qatest3.com.vn</small></p> <p><small>Branch: No. 7, road No. 1, Binh Hoa 1 St, Dong Nai, Vietnam Tel: (84-251) 383 6212 Fax: (84-251) 383 6298 E-mail: info@qatest3.com.vn</small></p> <p><small>Branch: CTI Inc, K1 road, Cai Lát St, Dist. 2, HCMC, Vietnam Tel: (84-29) 3742 3360 Fax: (84-29) 3742 3374 E-mail: info@qatest3.com.vn</small></p> <p>Lần in ấn: 0 BHI12 (07/2019) 58553 - TT1209</p>	

<p>PHIẾU KẾT QUẢ THỬ NGHIỆM TEST REPORT</p> <p>10/05/2019 Page 02/03</p>																			
<table border="1"> <thead> <tr> <th>Điều kiện / Specification</th> <th>Kết quả thử nghiệm / Test result</th> </tr> </thead> <tbody> <tr> <td>THỬ NGHIỆM Kéo TLE TEST</td> <td></td> </tr> <tr> <td>Đường kính mẫu thử / Diameter across specimen</td> <td>mm 12,6 x 2,49</td> </tr> <tr> <td>Độ bền / Yield strength</td> <td>MPa 336</td> </tr> <tr> <td>Độ bền / Tensile strength</td> <td>MPa 372</td> </tr> <tr> <td>Độ giãn sau khi đứt (*) / Elongation after fracture</td> <td>% 35,0</td> </tr> <tr> <td>THỬ NGHIỆM Tải trọng TEST</td> <td></td> </tr> <tr> <td>Độ giãn giữa đỡ (L) / Distance between supports</td> <td>mm 1000</td> </tr> <tr> <td>Tải trọng / Load</td> <td>kN (kgf) 7,70 (785)</td> </tr> </tbody> </table>		Điều kiện / Specification	Kết quả thử nghiệm / Test result	THỬ NGHIỆM Kéo TLE TEST		Đường kính mẫu thử / Diameter across specimen	mm 12,6 x 2,49	Độ bền / Yield strength	MPa 336	Độ bền / Tensile strength	MPa 372	Độ giãn sau khi đứt (*) / Elongation after fracture	% 35,0	THỬ NGHIỆM Tải trọng TEST		Độ giãn giữa đỡ (L) / Distance between supports	mm 1000	Tải trọng / Load	kN (kgf) 7,70 (785)
Điều kiện / Specification	Kết quả thử nghiệm / Test result																		
THỬ NGHIỆM Kéo TLE TEST																			
Đường kính mẫu thử / Diameter across specimen	mm 12,6 x 2,49																		
Độ bền / Yield strength	MPa 336																		
Độ bền / Tensile strength	MPa 372																		
Độ giãn sau khi đứt (*) / Elongation after fracture	% 35,0																		
THỬ NGHIỆM Tải trọng TEST																			
Độ giãn giữa đỡ (L) / Distance between supports	mm 1000																		
Tải trọng / Load	kN (kgf) 7,70 (785)																		
<p>Ghi chú/Notice : (*) Chiều dài tính toán ban đầu / Original gage length $L_0 = 50,0$ mm</p>																			
<p> TRUNG TÂM KỸ THUẬT TIÊU CHUẨN ĐO LƯỜNG CHẤT LƯỢNG 3 QUALITY ASSURANCE & TESTING CENTER 3</p> <p><small>Head Office: 49 Phạm Văn Chí, 1, HCMC, Vietnam Tel: (84-29) 3629 4278 Fax: (84-29) 3629 3012 Website: www.qatest3.com.vn</small></p> <p><small>Branch: No. 7, road No. 1, Binh Hoa 1 St, Dong Nai, Vietnam Tel: (84-251) 383 6212 Fax: (84-251) 383 6298 E-mail: info@qatest3.com.vn</small></p> <p><small>Branch: CTI Inc, K1 road, Cai Lát St, Dist. 2, HCMC, Vietnam Tel: (84-29) 3742 3360 Fax: (84-29) 3742 3374 E-mail: info@qatest3.com.vn</small></p> <p>Lần in ấn: 0 BHI12 (07/2019) 58553 - TT1209</p>																			

Test Report

V Angle (HDG)


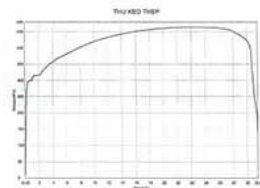
TỔNG CỤC TIÊU CHUẨN ĐO LƯỜNG CHẤT LƯỢNG TRUNG TÂM KỸ THUẬT TIÊU CHUẨN ĐO LƯỜNG CHẤT LƯỢNG 3 QUALITY ASSURANCE & TESTING CENTER 3 Head Office: 49 Pasteur, Dist. 1, HCMC, Vietnam Tel: (84-29) 3829 4274 Fax: (84-29) 3829 5812 Website: www.qltest.com.vn Branch: No. 7, road No. 1, Binh Hoa 1 St, Dong Nai, Vietnam Tel: (84-219) 393 6212 Fax: (84-219) 393 6298 E-mail: dk@qltest.com.vn CTVC, 81 road, Cat Lai St, Dist. 2, HCMC, Vietnam Tel: (84-29) 3752 3108 Fax: (84-29) 3829 3917	
KT3-03277BCK0/2	PHIẾU KẾT QUẢ THỬ NGHIỆM TEST REPORT
	22/09/2020 Page 01/02
1. Tên mẫu: Name of sample	V - ANGLE 50 x 50 x 5T
2. Số lượng mẫu: Quantity	01
3. Mô tả mẫu: Sample description	Mẫu là thép góc L (50 x 50 x 5) mm, dài 1,2 m The as-received sample is angle steel bar
4. Ngày nhận mẫu: Date of receiving	15/09/2020
5. Ngày thử nghiệm: Date of testing	22/09/2020
6. Nơi gửi mẫu: Customer	CÔNG TY TNHH DONG KWANG VIỆT NAM KCN Dệt May Nhơn Trạch, TT Hiệp Phước, Huyện Nhơn Trạch, Tỉnh Đồng Nai
7. Điều kiện thử nghiệm: Test condition	- Tốc độ biến dạng khi thử kéo trước khi chảy: 15 MPa/s Crosshead speed in tensile test before yielding - Tốc độ biến dạng khi thử kéo sau khi chảy: 50 mm/min Crosshead speed in tensile test after yielding
8. Phương pháp thử: Test method	TCVN 5878: 2007; TCVN 197: 2014
9. Kết quả thử nghiệm: Test results	Xem trang 02/02 See page
TRƯỞNG PTN CƠ KHÍ HEAD OF MECHANICAL TESTING LAB.	
TL. GIÁM ĐỐC / PP. DIRECTOR TRƯỞNG PHÒNG THỬ NGHIỆM HEAD OF TESTING LAB.	
 Phạm Văn Út	
1. Các kết quả thử nghiệm ghi trong phiếu này chỉ có giá trị đối với mẫu do khách hàng gửi đến và không phải là phụ chứng nhận sản phẩm. Test results are valid for the sample submitted (sample(s) only), and this is not a certificate of product. 2. Không được trích sao một phần phiếu kết quả thử nghiệm này như không có sự đồng ý bằng văn bản của Trung tâm Kỹ Thuật 3. This Test Report should not be reproduced, except in full, without the written permission by Quatest 3. 3. Tên mẫu, số khách hàng được ghi theo yêu cầu của nội gửi mẫu. / Name of sample(s) and customer are written as customer's request. 4. Độ không đảm bảo do sai lệch máy lượng được tính với k = 2, mức tin cậy 95 %. Estimated expanded uncertainty of measurement with k = 2, at 95 % confidence level. 5. Mọi thắc mắc về kết quả khách hàng hãy liên hệ theo địa chỉ: dk@qltest.com.vn và http://qltest.com.vn để biết thêm thông tin. Please contact Quatest 3 at the email address: dk@qltest.com.vn and http://qltest.com.vn for further information about test report. Liên hệ địa chỉ: 01111 (04-2020) M03 - TTTN09	

TỔNG CỤC TIÊU CHUẨN ĐO LƯỜNG CHẤT LƯỢNG TRUNG TÂM KỸ THUẬT TIÊU CHUẨN ĐO LƯỜNG CHẤT LƯỢNG 3 QUALITY ASSURANCE & TESTING CENTER 3 Head Office: 49 Pasteur, Dist. 1, HCMC, Vietnam Tel: (84-29) 3829 4274 Fax: (84-29) 3829 5812 Website: www.qltest.com.vn Branch: No. 7, road No. 1, Binh Hoa 1 St, Dong Nai, Vietnam Tel: (84-219) 393 6212 Fax: (84-219) 393 6298 E-mail: dk@qltest.com.vn CTVC, 81 road, Cat Lai St, Dist. 2, HCMC, Vietnam Tel: (84-29) 3752 3108 Fax: (84-29) 3829 3917	
KT3-03277BCK0/2	PHIẾU KẾT QUẢ THỬ NGHIỆM TEST REPORT
	22/09/2020 Page 02/02
1. Các kết quả thử nghiệm ghi trong phiếu này chỉ có giá trị đối với mẫu do khách hàng gửi đến và không phải là phụ chứng nhận sản phẩm. Test results are valid for the sample submitted (sample(s) only), and this is not a certificate of product. 2. Không được trích sao một phần phiếu kết quả thử nghiệm này như không có sự đồng ý bằng văn bản của Trung tâm Kỹ Thuật 3. This Test Report should not be reproduced, except in full, without the written permission by Quatest 3. 3. Tên mẫu, số khách hàng được ghi theo yêu cầu của nội gửi mẫu. / Name of sample(s) and customer are written as customer's request. 4. Độ không đảm bảo do sai lệch máy lượng được tính với k = 2, mức tin cậy 95 %. Estimated expanded uncertainty of measurement with k = 2, at 95 % confidence level. 5. Mọi thắc mắc về kết quả khách hàng hãy liên hệ theo địa chỉ: dk@qltest.com.vn và http://qltest.com.vn để biết thêm thông tin. Please contact Quatest 3 at the email address: dk@qltest.com.vn and http://qltest.com.vn for further information about test report. Liên hệ địa chỉ: 01111 (04-2020) M03 - TTTN09	
Chỉ tiêu Specification	Kết quả thử nghiệm Test result
COATING TEST	
Độ dày lớp phủ, Thickness	141
SILE TEST	
Đường kính mẫu thử Diameter across specimen	25,2 x 4,86
Ứng suất kéo Tensile strength R _{eH}	319
Ứng suất kéo Tensile strength	484
Độ giãn sau khi đứt ⁽¹⁾ Elongation at fracture	33,3
Chiều dài tính toán ban đầu / Original gage length : 60 mm	
THỬ KÉO THép	
1. Các kết quả thử nghiệm ghi trong phiếu này chỉ có giá trị đối với mẫu do khách hàng gửi đến và không phải là phụ chứng nhận sản phẩm. Test results are valid for the sample submitted (sample(s) only), and this is not a certificate of product. 2. Không được trích sao một phần phiếu kết quả thử nghiệm này như không có sự đồng ý bằng văn bản của Trung tâm Kỹ Thuật 3. This Test Report should not be reproduced, except in full, without the written permission by Quatest 3. 3. Tên mẫu, số khách hàng được ghi theo yêu cầu của nội gửi mẫu. / Name of sample(s) and customer are written as customer's request. 4. Độ không đảm bảo do sai lệch máy lượng được tính với k = 2, mức tin cậy 95 %. Estimated expanded uncertainty of measurement with k = 2, at 95 % confidence level. 5. Mọi thắc mắc về kết quả khách hàng hãy liên hệ theo địa chỉ: dk@qltest.com.vn và http://qltest.com.vn để biết thêm thông tin. Please contact Quatest 3 at the email address: dk@qltest.com.vn and http://qltest.com.vn for further information about test report. Liên hệ địa chỉ: 01111 (04-2020) M03 - TTTN09	

Test Report

U Channel (HDG)

 TỔNG CỤC TIÊU CHUẨN ĐO LƯỜNG CHẤT LƯỢNG TRUNG TÂM KỸ THUẬT TIÊU CHUẨN ĐO LƯỜNG CHẤT LƯỢNG 3 QUALITY ASSURANCE & TESTING CENTER 3 <small>Hanoi Office: 49 Phạm Đình 1, HCNMC, Vietnam Tel: (84-24) 3829 4274 Fax: (84-24) 3829 2812 Website: www.qatest3.com.vn Ho Chi Minh Office: 1, Bui Hoa 1, Q. Dong Hoa, Vietnam Tel: (84-24) 381 6212 Fax: (84-24) 381 6218 Email: dk.qatest3.com.vn Chi nhánh Cần Thơ: 12, Đường 12, Quận 2, HCMC, Vietnam Tel: (84-20) 3742 3168 Fax: (84-20) 3742 3167 Email: dk.qatest3.com.vn</small>		
KT3-03277BCK0/1	PHIẾU KẾT QUẢ THỬ NGHIỆM TEST REPORT	22/09/2020 Page 01/02
1. Tên mẫu: <i>Name of sample</i>	U – CHANNEL 100 x 50 x 5T	
2. Số lượng mẫu: <i>Quantity</i>	01	
3. Mô tả mẫu: <i>Sample description</i>	Mẫu là thép hình U (100 x 48 x 5 x 5) mm, dài 1,2 m <i>The as-received sample is steel shape</i>	
4. Ngày nhận mẫu: <i>Date of receiving</i>	15/09/2020	
5. Ngày thử nghiệm: <i>Date of testing</i>	22/09/2020	
6. Nơi gửi mẫu: <i>Customer</i>	CÔNG TY TNHH DONG KWANG VIỆT NAM KCN Dệt May Nhơn Trạch, TT Hiệp Phước, Huyện Nhơn Trạch, Tỉnh Đồng Nai	
7. Điều kiện thử nghiệm: <i>Test condition</i>	- Tốc độ biến dạng khi thử kéo trước khi chảy: 15 MPa/s <i>Crosshead speed in tensile test before yielding</i> - Tốc độ biến dạng khi thử kéo sau khi chảy: 50 mm/min <i>Crosshead speed in tensile test after yielding</i>	
8. Phương pháp thử: <i>Test method</i>	TCVN 5878: 2007; TCVN 197: 2014	
9. Kết quả thử nghiệm: <i>Test results</i>	Xem trang 02/02 <i>See page</i>	
TRƯỞNG PTN CƠ KHÍ HEAD OF MECHANICAL TESTING LAB.  Phạm Văn Út		TL. GIÁM ĐỐC / PP. DIRECTOR TRUNG PHÒNG THỬ NGHIỆM HEAD OF TESTING LAB.  Nguyễn Tấn Tùng
<small>1. Các kết quả thử nghiệm ghi trong phiếu này chỉ có giá trị đối với mẫu do khách hàng gửi đến và không phải là giấy chứng nhận sản phẩm. Test results are valid for the sample submitted completely only, and this is not a certificate of product. 2. Không được trích ra một phần phiếu kết quả thử nghiệm này mà không có sự đồng ý bằng văn bản của Trung tâm Kỹ Thuật 3. This Test Report shall not be reproduced, except in full, without the written permission by QATEST 3. 3. Tên mẫu, tên khách hàng được ghi trên phiếu này chỉ mang tính chất tham khảo. Tên của người gửi mẫu và khách hàng sẽ viết trên yêu cầu thử nghiệm. The name of sample and customer are written on customer's request. 4. Độ không đảm bảo đo một trong một hướng được tính với k = 2, mức tin cậy 95 %. Estimated expanded uncertainty of measurement with k = 2, at 95 % confidence level. 5. Mọi thắc mắc về kết quả khách hàng liên hệ theo địa chỉ: dk.qatest3.com.vn và dk.qatest3.com.vn để biết thêm thông tin. Please contact QATEST 3 at the email addresses dk.qatest3.com.vn and dk.qatest3.com.vn for further information about test report.</small>		

 TỔNG CỤC TIÊU CHUẨN ĐO LƯỜNG CHẤT LƯỢNG TRUNG TÂM KỸ THUẬT TIÊU CHUẨN ĐO LƯỜNG CHẤT LƯỢNG 3 QUALITY ASSURANCE & TESTING CENTER 3 <small>Hanoi Office: 49 Phạm Đình 1, HCNMC, Vietnam Tel: (84-24) 3829 4274 Fax: (84-24) 3829 2812 Website: www.qatest3.com.vn Ho Chi Minh Office: 1, Bui Hoa 1, Q. Dong Hoa, Vietnam Tel: (84-24) 381 6212 Fax: (84-24) 381 6218 Email: dk.qatest3.com.vn Chi nhánh Cần Thơ: 12, Đường 12, Quận 2, HCMC, Vietnam Tel: (84-20) 3742 3168 Fax: (84-20) 3742 3167 Email: dk.qatest3.com.vn</small>		
PHIẾU KẾT QUẢ THỬ NGHIỆM TEST REPORT		22/09/2020 Page 02/02
Chỉ tiêu <i>ification</i>	Kết quả thử nghiệm <i>Test result</i>	
COATING TEST		
Độ dày lớp phủ, <i>Thickness</i>	μm	125
SILE TEST		
Đường kính thử <i>Test diameter</i>	mm	25,3 x 4,58
Độ bền kéo <i>Tensile strength R_m</i>	MPa	297
Độ bền kéo đứt <i>Tensile strength R_m</i>	MPa	464
Độ giãn dãn <i>fracture</i>	%	32,5
Độ dài tính toán ban đầu / <i>Original gage length</i> : 60 mm		
 Thép HDG		
<small>1. Các kết quả thử nghiệm ghi trong phiếu này chỉ có giá trị đối với mẫu do khách hàng gửi đến và không phải là giấy chứng nhận sản phẩm. Test results are valid for the sample submitted completely only, and this is not a certificate of product. 2. Không được trích ra một phần phiếu kết quả thử nghiệm này mà không có sự đồng ý bằng văn bản của Trung tâm Kỹ Thuật 3. This Test Report shall not be reproduced, except in full, without the written permission by QATEST 3. 3. Tên mẫu, tên khách hàng được ghi trên phiếu này chỉ mang tính chất tham khảo. Tên của người gửi mẫu và khách hàng sẽ viết trên yêu cầu thử nghiệm. The name of sample and customer are written on customer's request. 4. Độ không đảm bảo đo một trong một hướng được tính với k = 2, mức tin cậy 95 %. Estimated expanded uncertainty of measurement with k = 2, at 95 % confidence level. 5. Mọi thắc mắc về kết quả khách hàng liên hệ theo địa chỉ: dk.qatest3.com.vn và dk.qatest3.com.vn để biết thêm thông tin. Please contact QATEST 3 at the email addresses dk.qatest3.com.vn and dk.qatest3.com.vn for further information about test report.</small>		
Lần sửa đổi: 0		BH15 (04/2020)

Measure Equipment Certification

Digital Caliper

GIẤY CHỨNG NHẬN HIỆU CHUẨN
CERTIFICATE OF CALIBRATION

TRUNG TÂM KỸ THUẬT TIÊU CHUẨN ĐO LƯỜNG CHẤT LƯỢNG 3
QUALITY ASSURANCE & TESTING CENTER 3

KT3-044BDD001 22/04/2020 Page: 01/02

1. Phương tiện đo: **THƯỚC CÁP DIGITAL CALIPER**
2. Nơi sản xuất: **MIYUOTO JAPAN**
3. Kích thước: **506-397-30 SN: 15072251**
4. Đặc trưng kỹ thuật: **Phạm vi đo/Range: 200 mm**
Độ phân giải/Resolution: 0,01 mm
5. Khách hàng: **CÔNG TY TNHH DONG KWANG VIỆT NAM**
6. Nơi hiệu chuẩn: **KCN Đập Mây Nhơn Trạch, Hiệp Phước, Nhơn Trạch, Đồng Nai**
7. Phương pháp hiệu chuẩn: **TRUNG TÂM KỸ THUẬT 3/QUATEST 3**
8. Chuẩn sử dụng: **7 Đường 1, KCN Biên Hòa 1, Đồng Nai**
9. Phương pháp hiệu chuẩn: **QTHC/KT3 061/2018 - Thước cặp - Quy trình hiệu chuẩn**
10. Tiêu chuẩn hiệu chuẩn: **Calipers - Calibration Procedure**

ID	Description	Traceable to	Cal. Date	Due Date
DD151	Gage Blocks	METAS-SWISS	05/2019	05/2021
DD1790	Gage Blocks	METAS-SWISS	05/2019	05/2021
DD3607	Caliper Checker	METAS-SWISS	05/2018	05/2020
DD1519	Fix Gage Set	METAS-SWISS	06/2016	06/2021

9. Môi trường hiệu chuẩn/Calibration Environment: **[20 ± 1] °C [50 ± 1] %RH**
10. Hiệu chỉnh phương tiện đo/Adjustment: Không/No Có/Yes
11. Ngày hiệu chuẩn/Date of Calibration: **20/04/2020**
12. Tên hiệu chuẩn/Calibration Label: **KT3-044BDD001**

TL. TRƯỞNG PHÒNG ĐO LƯỜNG
PP. HEAD OF LENGTH MEAS. LAB.

TL. GIÁM ĐỐC PP. DIRECTOR
TRUNG TÂM ĐO LƯỜNG
HEAD OF MEASUREMENT LAB.

Vũ Thanh Phú Nguyễn Anh Trí

Coat Thickness Gage

GIẤY CHỨNG NHẬN HIỆU CHUẨN
CERTIFICATE OF CALIBRATION

TRUNG TÂM KỸ THUẬT TIÊU CHUẨN ĐO LƯỜNG CHẤT LƯỢNG 3
QUALITY ASSURANCE & TESTING CENTER 3

KT3-044BDD003 22/04/2020 Page: 01/02

1. Phương tiện đo: **MÁY ĐO CHIỀU ĐẦY LỚP PHỦ COATING THICKNESS GAGE**
2. Nơi sản xuất: **DEFELSKO USA**
3. Kích thước: **POSITECTOR 6000 SN: 769992**
4. Đặc trưng kỹ thuật: **Phạm vi đo/Range: 1500 um**
Độ phân giải/Resolution: 1 um / 2 um
Đầu dò/Probe: PS 248500
5. Khách hàng: **CÔNG TY TNHH DONG KWANG VIỆT NAM**
6. Nơi hiệu chuẩn: **KCN Đập Mây Nhơn Trạch, Hiệp Phước, Nhơn Trạch, Đồng Nai**
7. Phương pháp hiệu chuẩn: **TRUNG TÂM KỸ THUẬT 3/QUATEST 3**
8. Chuẩn sử dụng: **7 Đường 1, KCN Biên Hòa 1, Đồng Nai**
9. Phương pháp hiệu chuẩn: **QTHC/KT3 033/2018 - Máy đo chiều dày lớp phủ - Quy trình hiệu chuẩn**
10. Tiêu chuẩn hiệu chuẩn: **Coating Thickness Gage - Calibration Procedure**

ID	Description	Traceable to	Cal. Date	Due Date
DD1835	Reference Thickness Film	METAS-SWISS	04/2019	04/2020

9. Môi trường hiệu chuẩn/Calibration Environment: **[25 ± 2] °C [45 ± 10] %RH**
10. Hiệu chỉnh phương tiện đo/Adjustment: Không/No Có/Yes
11. Ngày hiệu chuẩn/Date of Calibration: **15/04/2020**
12. Tên hiệu chuẩn/Calibration Label: **KT3-044BDD003**

TL. TRƯỞNG PHÒNG ĐO LƯỜNG
PP. HEAD OF LENGTH MEAS. LAB.

TL. GIÁM ĐỐC PP. DIRECTOR
TRUNG TÂM ĐO LƯỜNG
HEAD OF MEASUREMENT LAB.

Vũ Thanh Phú Nguyễn Anh Trí

Thickness Gage

GIẤY CHỨNG NHẬN HIỆU CHUẨN
CERTIFICATE OF CALIBRATION

TRUNG TÂM KỸ THUẬT TIÊU CHUẨN ĐO LƯỜNG CHẤT LƯỢNG 3
QUALITY ASSURANCE & TESTING CENTER 3

KT3-044BDD002 22/04/2020 Page: 01/02

1. Phương tiện đo: **THƯỚC CÁP ĐO BỀ DẪN THICKNESS GAGE**
2. Nơi sản xuất: **MIYUOTO JAPAN**
3. Kích thước: **20668 SN: U10387**
4. Đặc trưng kỹ thuật: **Phạm vi đo/Range: 10 mm**
Vạch chia/Division: 0,01 mm
5. Khách hàng: **CÔNG TY TNHH DONG KWANG VIỆT NAM**
6. Nơi hiệu chuẩn: **KCN Đập Mây Nhơn Trạch, Hiệp Phước, Nhơn Trạch, Đồng Nai**
7. Phương pháp hiệu chuẩn: **TRUNG TÂM KỸ THUẬT 3/QUATEST 3**
8. Chuẩn sử dụng: **7 Đường 1, KCN Biên Hòa 1, Đồng Nai**
9. Phương pháp hiệu chuẩn: **QTHC/KT3 027/2018 - Thước đo độ dày - Quy trình hiệu chuẩn**
10. Tiêu chuẩn hiệu chuẩn: **Thickness Gage - Calibration Procedure**

ID	Description	Traceable to	Cal. Date	Due Date
DD1552	Gage Blocks	METAS-SWISS	09/2014	09/2020
DD1553	Gage Blocks	METAS-SWISS	05/2016	05/2020

9. Môi trường hiệu chuẩn/Calibration Environment: **[25 ± 2] °C [45 ± 10] %RH**
10. Hiệu chỉnh phương tiện đo/Adjustment: Không/No Có/Yes
11. Ngày hiệu chuẩn/Date of Calibration: **18/04/2020**
12. Tên hiệu chuẩn/Calibration Label: **KT3-044BDD002**

TL. TRƯỞNG PHÒNG ĐO LƯỜNG
PP. HEAD OF LENGTH MEAS. LAB.

TL. GIÁM ĐỐC PP. DIRECTOR
TRUNG TÂM ĐO LƯỜNG
HEAD OF MEASUREMENT LAB.

Vũ Thanh Phú Nguyễn Anh Trí

Measuring Tape

GIẤY CHỨNG NHẬN HIỆU CHUẨN
CERTIFICATE OF CALIBRATION

TRUNG TÂM KỸ THUẬT TIÊU CHUẨN ĐO LƯỜNG CHẤT LƯỢNG 3
QUALITY ASSURANCE & TESTING CENTER 3

KT3-044BDD004 22/04/2020 Page: 01/02

1. Phương tiện đo: **THƯỚC CƯỚC MEASURING TAPE**
2. Nơi sản xuất: **KIDS**
3. Kích thước: **PDX25-75MM6 SN: 1480D957**
4. Đặc trưng kỹ thuật: **Phạm vi đo/Range: 7,5 m**
Vạch chia/Division: 1 mm
Vật liệu/Material: Thép/Steel
5. Khách hàng: **CÔNG TY TNHH DONG KWANG VIỆT NAM**
6. Nơi hiệu chuẩn: **KCN Đập Mây Nhơn Trạch, Hiệp Phước, Nhơn Trạch, Đồng Nai**
7. Phương pháp hiệu chuẩn: **TRUNG TÂM KỸ THUẬT 3/QUATEST 3**
8. Chuẩn sử dụng: **7 Đường 1, KCN Biên Hòa 1, Đồng Nai**
9. Phương pháp hiệu chuẩn: **QTHC/KT3 087/2018 - Thước cuộn - Quy trình hiệu chuẩn**
10. Tiêu chuẩn hiệu chuẩn: **Measuring Tapes - Calibration Procedure**

ID	Description	Traceable to	Cal. Date	Due Date
DD1575	Standard Rule	YMI-VIETNAM	07/2017	07/2020

9. Môi trường hiệu chuẩn/Calibration Environment: **[20 ± 1] °C [50 ± 5] %RH**
10. Hiệu chỉnh phương tiện đo/Adjustment: Không/No Có/Yes
11. Ngày hiệu chuẩn/Date of Calibration: **17/04/2020**
12. Tên hiệu chuẩn/Calibration Label: **KT3-044BDD004**

TL. TRƯỞNG PHÒNG ĐO LƯỜNG
PP. HEAD OF LENGTH MEAS. LAB.

TL. GIÁM ĐỐC PP. DIRECTOR
TRUNG TÂM ĐO LƯỜNG
HEAD OF MEASUREMENT LAB.

Vũ Thanh Phú Nguyễn Anh Trí

Manufacturing Equipment



Bending MC
(6t x 4m)



Bending MC
(6t x 3m)



Bending MC
(3.2t x 3m)



Bending MC
(3.2t x 1.2m)



Shearing MC
(6t x 3m)



Shearing MC
(3.2t x 3m)



Shearing MC
(16t x 1.5m)



NCT Punching MC



Forming MC



Forming Roller



Press MC




Press MC



Press MC



Laser Pipe Cutting MC



Laser Cutting MC (3kW)



Laser Welding MC



Band Saw



Lathe MC

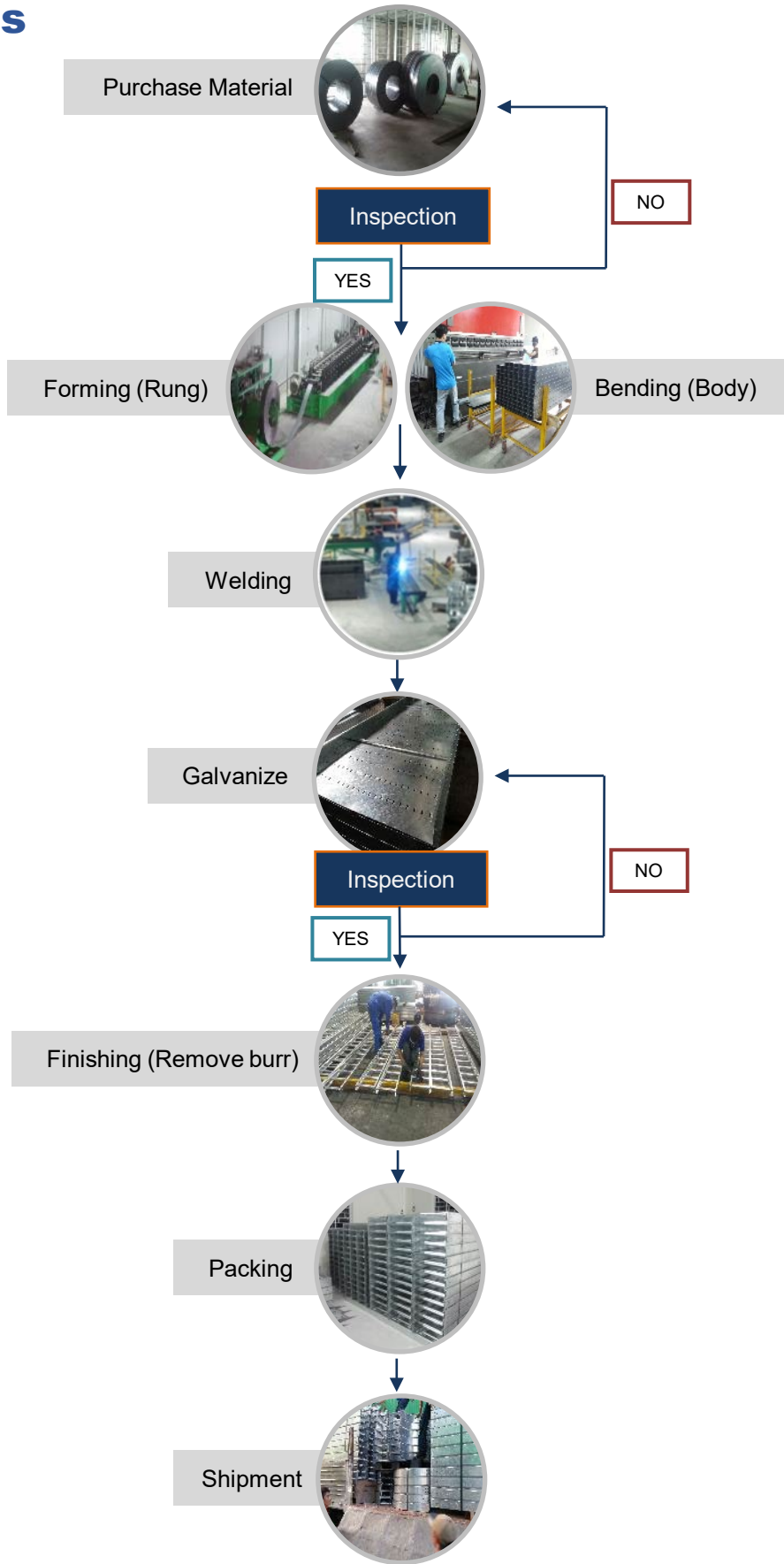


Milling MC



Compressor

Process



Product Catalog

INDEX

1.	<u>Technical Data</u>	25~31
2.	<u>Ladder Tray</u>	32~40
3.	<u>Ladder Tray (Rivet Type)</u>	41~47
4.	<u>Solid Bottom Tray</u>	48~60
5.	<u>Perforated Tray</u>	61~73
6.	<u>Tray Cover</u>	74~79
7.	<u>Tray Accessory</u>	80~82
8.	<u>Raceway</u>	83~88
9.	<u>Unistrut Channel</u>	89
10.	<u>V Angle</u>	90
11.	<u>U Channel</u>	91
12.	<u>I Beam</u>	92
13.	<u>H Beam</u>	93~95
14.	<u>Bracket & Support</u>	96~100
15.	<u>Stanchion</u>	101

Cable Tray

Technical Data

Applicable Codes & Standards

Manufacturing Standards

ISO9001, ISO1461, IEC61537, ASTM A123M, NEMA VE-1

1. ISO : International Organization for Standardization
2. IEC : International Electrotechnical Commission
3. ASTM : American Society for Testing and Materials
4. NEMA : National Electrical Manufacturers Association

Material & Finish Type

- HDG : Hot-Dip Galvanized after fabrication
- GI : Galvanized Steel
- PC : Powder Coating
- S304 : Stainless Steel 304
- S316 : Stainless Steel 316

◎ : Recommended, ○ : Possible	HDG	GI	PC	S304	S316
Internal installation, Normal environment	◎	◎	◎	○	○
External installation, Urban environment	◎	○	○	○	○
Internal or external installation, Chemical industries	○	○		◎	○
External installation, Oil and Gas or mining site	○			◎	○
Marine environments	○			○	◎
Food production environments				◎	◎
Acid or alkaline environments				◎	◎

Cable Tray

Technical Data

Applicable Codes & Standards

Hot-Dip Galvanize Coating Thickness Standards

ISO BS 1461 : Minimum Coating Thickness and Mass

Article and its Thickness	Local Coating Thickness (Minimum)		Mean Coating Thickness (Minimum)	
	μm	g/m^2	μm	g/m^2
Steel > 6mm	70	505	85	610
Steel > 3mm to \leq 6mm	55	395	70	505
Steel \geq 1.5mm to \leq 3mm	45	325	55	395
Steel < 1.5mm	35	250	45	325

- Local coating thickness : partial point coating thickness
- Mean coating thickness : Average coating thickness

ASTM A123 : Minimum Average Coating Thickness

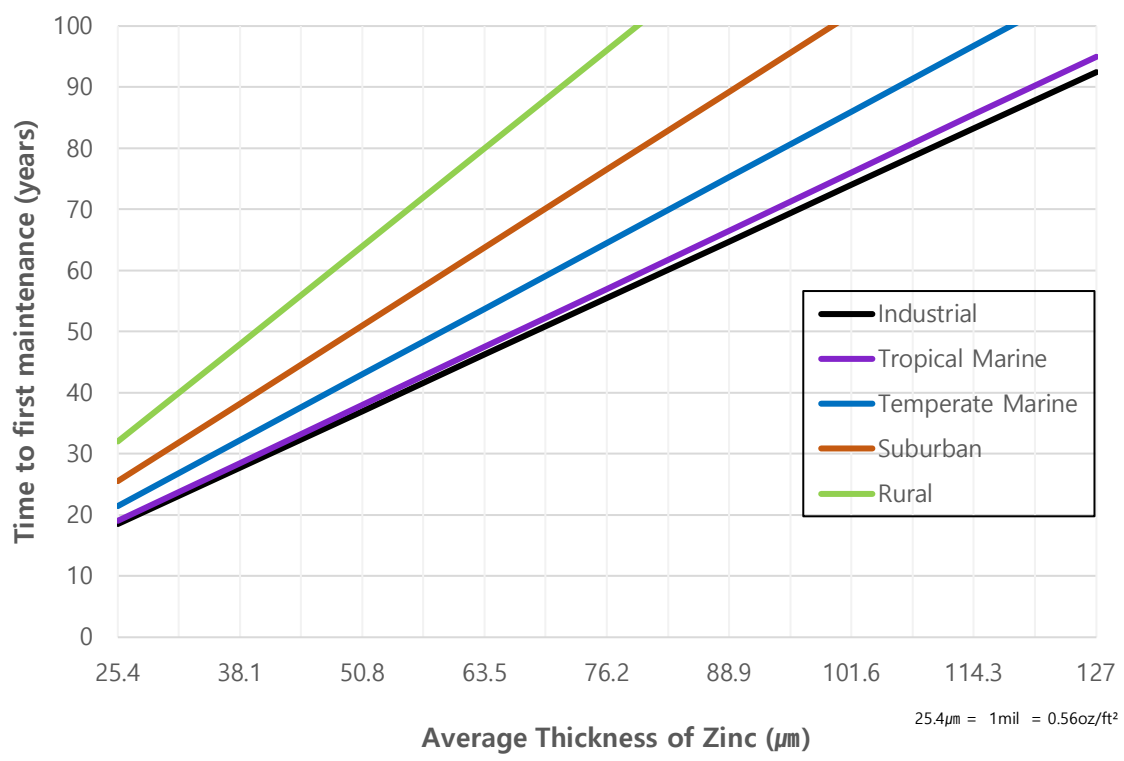
Material Category	All Specimens Tested Steel Thickness Range (Measured)			
	< 1.6mm	1.6mm to 3.2mm	3.2mm to 4.8mm	4.8mm to 6.4mm
Structural Shape and Plate	45	65	75	75
Strip and Bar	45	65	75	75
Pipe and Tubing	45	45	75	75
Wire	35	50	60	65

Cable Tray Technical Data

Applicable Codes & Standards

Hot-Dip Galvanize Coating Thickness Standards

ISO BS 1461 : Time to first maintenance



*Time to first maintenance is defined as the time to 5% rusting of the steel surface

Cable Tray

Technical Data

Applicable Codes & Standards

Load Test Standards

NEMA VE 1 : Span/Load Class Designation (USA)

Load kg/m (lb./ft.)	Span, m (ft.)				
	1.5 (5)	2.4 (8)	3.0 (10)	3.7 (12)	6.0 (20)
37 (25)	5AA	8AA	10AA	12AA	20AA
74 (50)	5A	8A	10A	12A	20A
112 (75)	5B*	8B	10B*	12B	20B
149 (100)	5C*	8C	10C*	12C	20C

* Span : Distance between supports

5B*, 5C*, 10B*, 10C* Class are Manufacturer's Standard

NEMA VE 1 : Span/Load Class Designation (Canada)

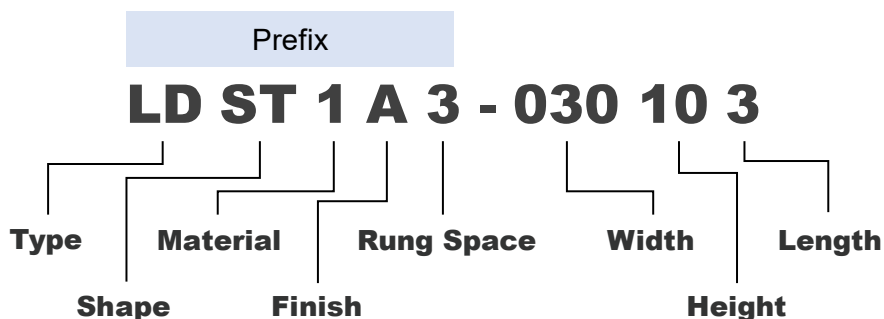
Load kg/m (lb./ft.)	Span, m (ft.)						
	1.5 (5)	2.0	2.5	3.0 (10)	4.0	5.0	6.0 (20)
37 (25)				A			
45 (30)			A				
62 (42)		A					
67 (45)							D
82 (55)						D	
97 (65)				C			
99 (67)	A						
112 (75)							E
113 (76)					D		
119 (80)			C				
137 (92)						E	
164 (110)		C					
179 (120)				D			
189 (127)					E		
259 (174)	C						
299 (200)				E			

* Span : Distance between supports

Cable Tray Numbering System

Straight Section Numbering System

Straight Section Numbering System



ex) **LDST1A3-030103**

Ladder / Straight / 1: Hot Rolled Steel / A: Hot Dip Galvanize / 3: Rung Space 300mm / - / 030: Width 300mm / 10: Height 100mm / 3: Length 3000mm

ex) **SBST2X-070153**

Solid Bottom / Straight / 2: Zinc Galvanized Steel / X: None / - / - / 070: Width 700mm / 15: Height 150mm / 3: Length 3000mm

Straight Section Numbering System Symbol

Type Symbol		Shape Symbol		Material Symbol		Finish Symbol	
LD	Ladder Type	ST	Straight	1	Hot Rolled Steel	A	Hot Dip Galvanizing
LR	Ladder Rivet Type			2	Zinc Galvanized Steel	B	Powder Coating
SB	Solid Bottom Type			3	Stainless Steel 304	X	None
PF	Perforated Type			4	Stainless Steel 316		
RW	Raceway						

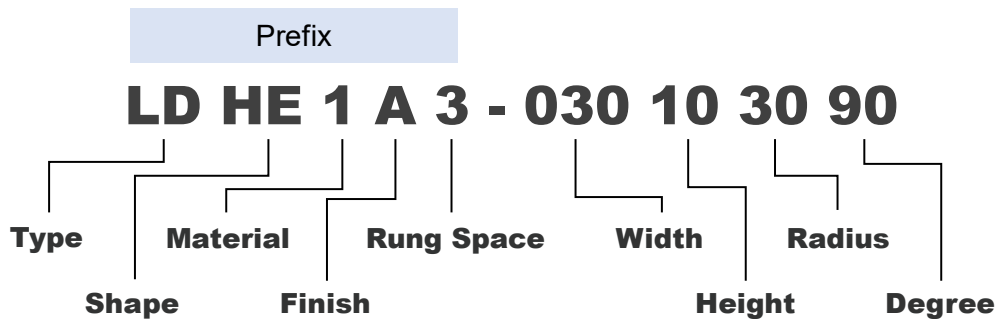
Cable Tray Numbering System

Fitting Numbering System

What is Fitting?

: A component that is used to change the size or direction of a cable tray system.

Fitting Numbering System



ex1) LDHE1A3 – 030103090

Ladder / Horizontal Elbow / 1: Hot Rolled Steel / A: Hot Dip Galvanize / 3: Rung Space 300mm / - / 030: Width 300mm / 10: Height 100mm / 30: Radius 300mm / 90: 90 Degree

ex2) SBHT1A – 0301030

Solid Bottom / Horizontal Tee / 1: Hot Rolled Steel / A: Hot Dip Galvanize / - / 030: Width 300mm / 10: Height 100mm / 30: Radius 300mm

Fitting Numbering System Symbol

Type Symbol		Shape Symbol		Material Symbol		Finish Symbol	
LD	Ladder Type	HE	Horizontal Elbow	1	Hot Rolled Steel	A	Hot Dip Galvanizing
LR	Ladder Rivet Type	HT	Horizontal Tee	2	Zinc Galvanized Steel	B	Powder Coating
SB	Solid Bottom Type	HC	Horizontal Cross	3	Stainless Steel 304	X	None
SA	Solid Bottom Angle Type	VI	Vertical Inside	4	Stainless Steel 316		
PF	Perforated Type	VO	Vertical Outside				
PA	Perforated Angle Type	RS	Reducer Straight				
RW	Raceway	RR	Reducer Right				
		RL	Reducer Left				

Cable Tray Numbering System

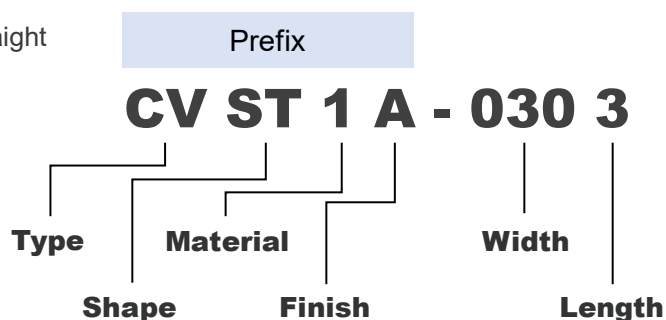
Accessory Numbering System

What is Accessory?

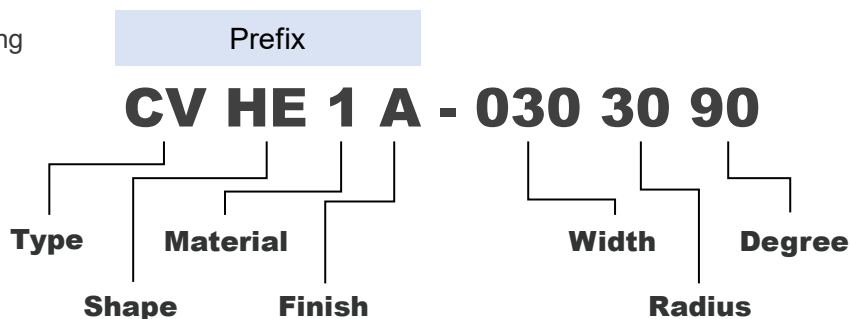
: Components used to supplement the function of a straight section or fitting.
Examples) Cover, Connector, Clamp, Separator, Ground bonding jumper, etc...

Cover Numbering System

Cover Straight



Cover Fitting

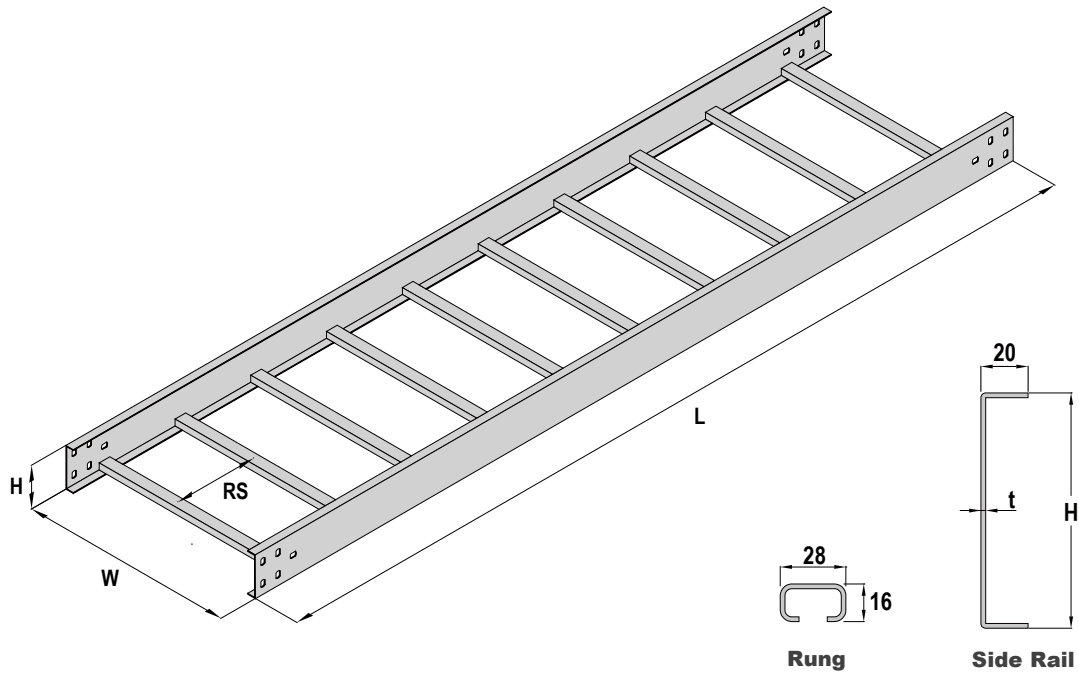


Cover Numbering System Symbol

Type Symbol		Shape Symbol		Material Symbol		Finish Symbol	
CV	Cover	ST	Straight	1	Hot Rolled Steel	A	Hot Dip Galvanizing
		HE	Horizontal Elbow	2	Zinc Galvanized Steel	B	Powder Coating
		HT	Horizontal Tee	3	Stainless Steel 304	X	None
		HC	Horizontal Cross	4	Stainless Steel 316		
		VI	Vertical Inside				
		VO	Vertical Outside				
		RS	Reducer Straight				
		RR	Reducer Right				
		RL	Reducer Left				

Ladder Tray

Straight



W	H	RS	t	L
100				
150			1.6	
200	60		1.8	
250	75		2.0	3000
~	100	200	2.3	6000
850	150	300	2.5	
900	200		2.6	
950				
1000				

※ Possible to produce other size that not even mentioned here

Specification

- Type : Ladder Tray
- Material : Hot rolled steel sheet
STS304, 316, 316L
- Finish : Hot Dip Galvanize (H.D.G)
Electrostatic Powder Coated
- Coating : Over than 55 μm (H.D.G)
standard

Ladder Tray

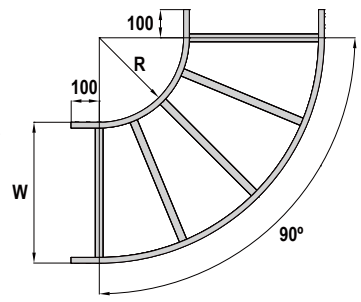
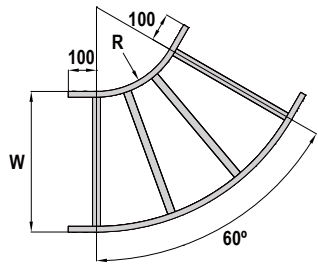
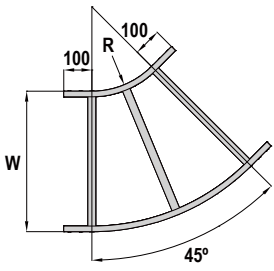
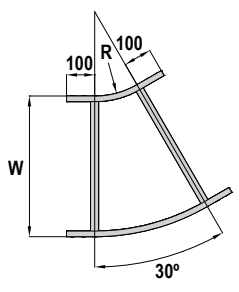
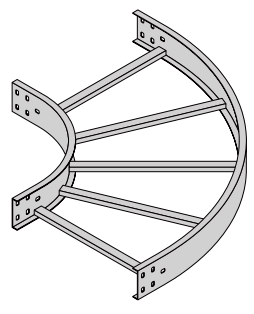
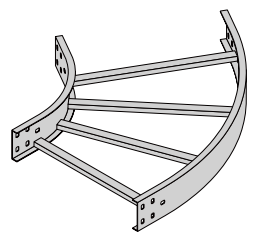
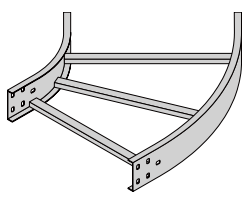
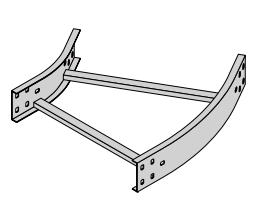
Horizontal Elbow

H/Elbow 30°

H/Elbow 45°

H/Elbow 60°

H/Elbow 90°



W	H	RS	t	Ang	R
100					
150					
200	60		1.6	30°	
250	75		1.8	45°	300
~	100	200	2.0	60°	450
850	150	300	2.3	90°	600
900	200		2.5		900
950			2.6		
1000					

Specification

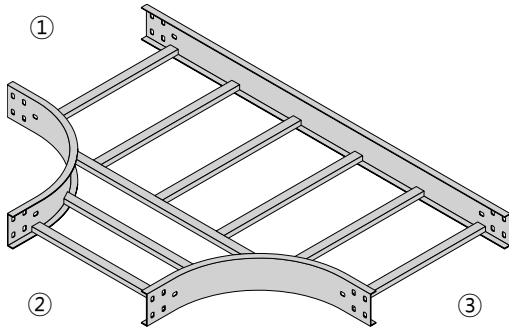
- Type : Ladder Tray
- Material : Hot rolled steel sheet
STS304, 316, 316L
- Finish : Hot Dip Galvanize (H.D.G)
Electrostatic Powder Coated
- Coating : Over than 55 μm (H.D.G)
standard

※ Possible to produce other size that not even mentioned here

Ladder Tray

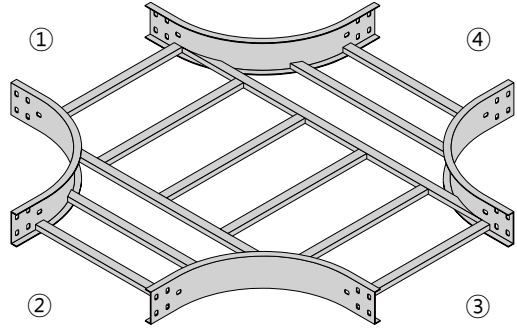
Horizontal Tee, Cross

H/Tee

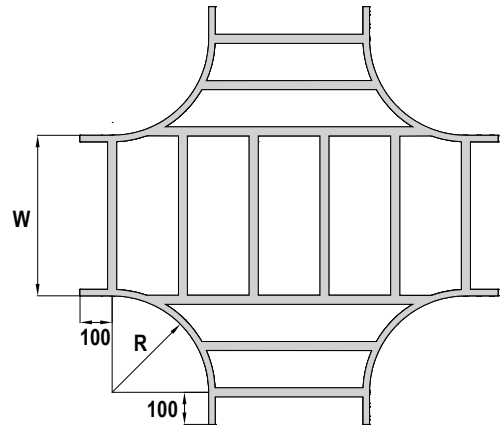
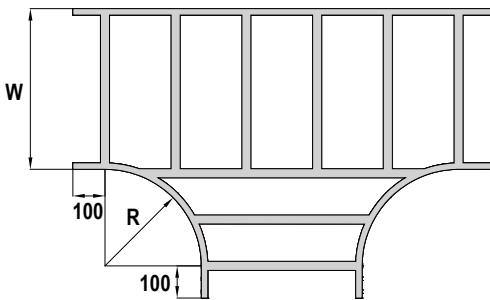


If order different shape ①x②x③

H/Cross



If order different shape ①x②x③x④



W	H	RS	t	R
100				
150			1.6	
200	60		1.8	300
250	75		2.0	450
~	100	200	2.3	600
850	150	300	2.5	900
900	200		2.6	
950				
1000				

Specification

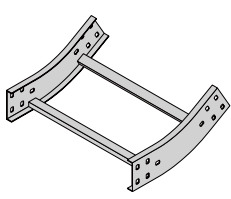
- Type : Ladder Tray
- Material : Hot rolled steel sheet
STS304, 316, 316L
- Finish : Hot Dip Galvanize (H.D.G)
Electrostatic Powder Coated
- Coating standard : Over than 55 μm (H.D.G)

※ Possible to produce other size that not even mentioned here

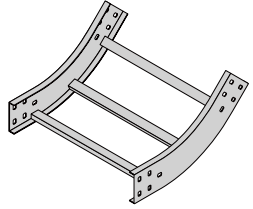
Ladder Tray

Vertical Inside Elbow

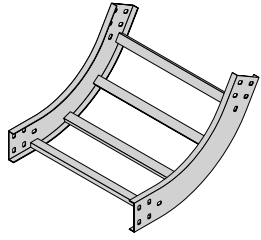
**V/Elbow
Inside 30°**



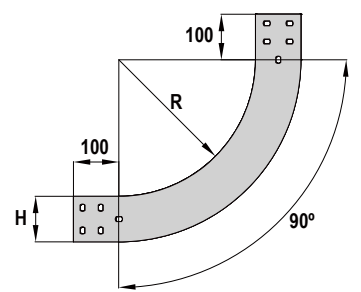
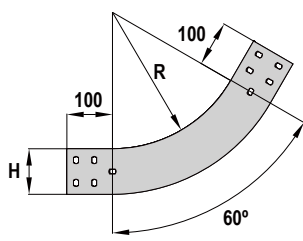
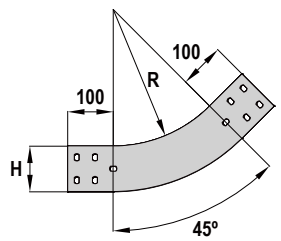
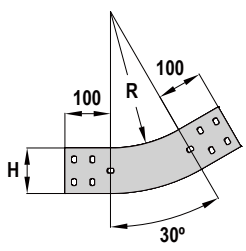
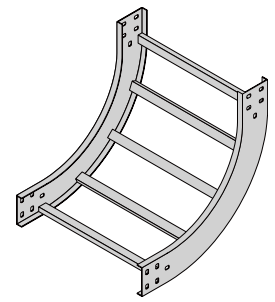
**V/Elbow
Inside 45°**



**V/Elbow
Inside 60°**



**V/Elbow
Inside 90°**



W	H	RS	t	Ang	R
100					
150					
200	60		1.6	30°	
250	75		1.8	45°	300
~	100	200	2.0	60°	450
850	150	300	2.3	90°	600
900	200		2.5		900
950			2.6		
1000					

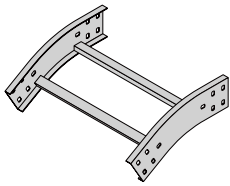
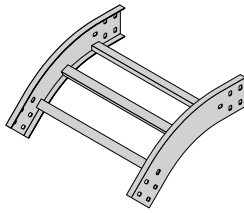
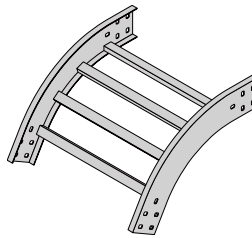
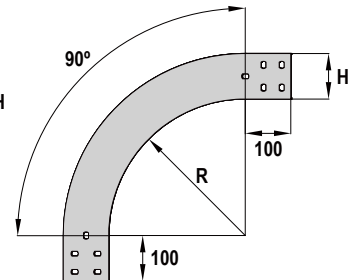
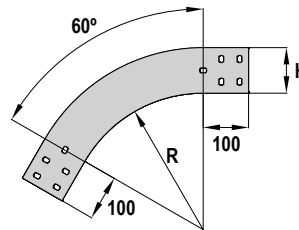
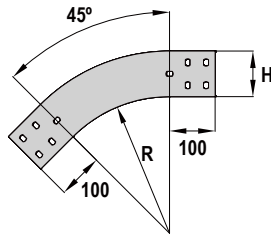
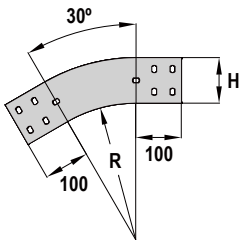
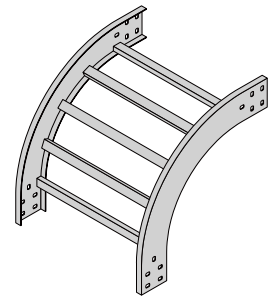
Specification

- Type : Ladder Tray
- Material : Hot rolled steel sheet
STS304, 316, 316L
- Finish : Hot Dip Galvanize (H.D.G)
Electrostatic Powder Coated
- Coating standard : Over than 55 μm (H.D.G)

※ Possible to produce other size that not even mentioned here

Ladder Tray

Vertical Outside Elbow

**V/Elbow
Outside 30°**

**V/Elbow
Outside 45°**

**V/Elbow
Outside 60°**

**V/Elbow
Outside 90°**


W	H	RS	t	Ang	R
100					
150			1.6	30°	300
200	60		1.8	45°	450
250	75	200	2.0	60°	600
~	100	300	2.3	90°	900
850	150		2.5		
900	200		2.6		
950					
1000					

Specification

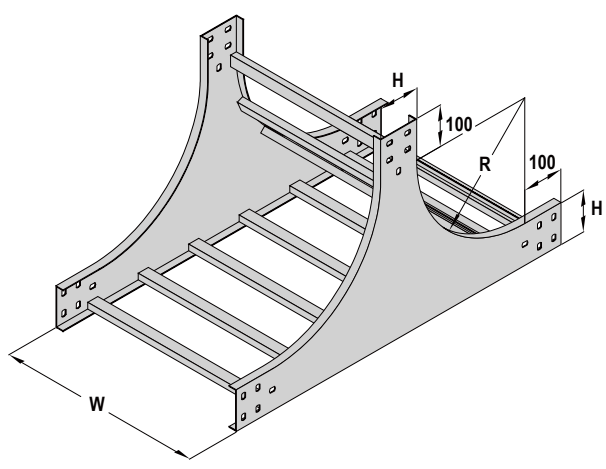
- Type : Ladder Tray
- Material : Hot rolled steel sheet
STS304, 316, 316L
- Finish : Hot Dip Galvanize (H.D.G)
Electrostatic Powder Coated
- Coating standard : Over than 55 μm (H.D.G)

※ Possible to produce other size that not even mentioned here

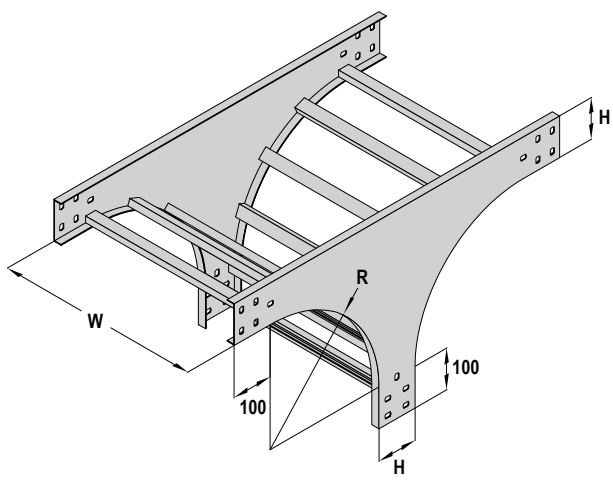
Ladder Tray

Vertical Tee

V/Tee (Up)



V/Tee (Down)



W	H	RS	t	R
100				
150				
200	60		1.6	
250	75		1.8	300
~	100	200	2.0	450
		300	2.3	600
850	150		2.5	900
900	200		2.6	
950				
1000				

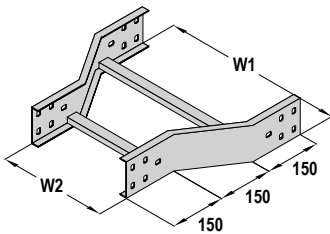
Specification

- Type : Ladder Tray
- Material : Hot rolled steel sheet
STS304, 316, 316L
- Finish : Hot Dip Galvanize (H.D.G)
Electrostatic Powder Coated
- Coating : Over than 55 μm (H.D.G)
standard

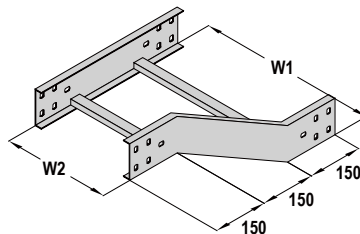
※ Possible to produce other size that not even mentioned here

Ladder Tray Reducer

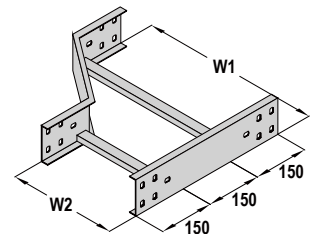
Straight



Right Hand



Left Hand

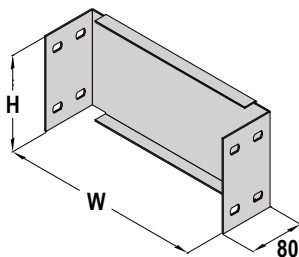


W1	W2	H	T
150	100		1.6
200	150	60	1.8
250	200	75	2.0
~	~	100	2.3
850	800	150	2.5
900	850	200	2.6
950	900		
1000	950		

Specification

- Type : Ladder Tray
- Material : Hot rolled steel sheet
STS304, 316, 316L
- Finish : Hot Dip Galvanize (H.D.G)
Electrostatic Powder Coated
- Coating : Over than 55 μm (H.D.G)
standard

End Cap

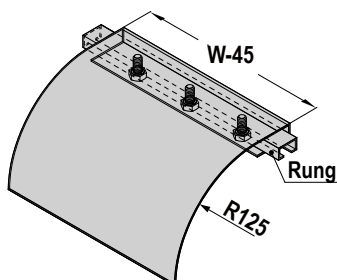


W	H
100	
150	60
200	75
250	100
~	
850	150
900	200
950	
1000	

Specification

- Type : Tray Accessory
- Material : Hot rolled steel sheet
STS304, 316, 316L
- Finish : Hot Dip Galvanize (H.D.G)
Electrostatic Powder Coated
- Coating : Over than 55 μm (H.D.G)
standard

Drop Out



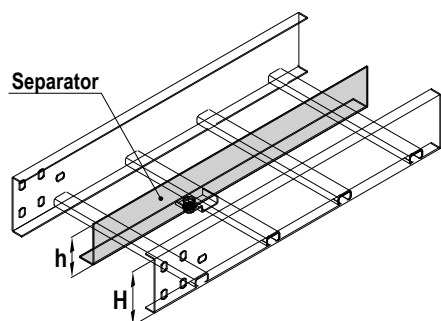
W	A	R
100		
150		
200		
250		
~	50	125
850		
900		
950		
1000		

Specification

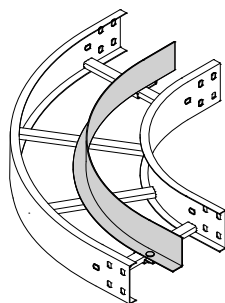
- Type : Tray Accessory
- Material : Hot rolled steel sheet
STS304, 316, 316L
- Finish : Hot Dip Galvanize (H.D.G)
Electrostatic Powder Coated
- Coating : Over than 55 μm (H.D.G)
standard

Ladder Tray Separator

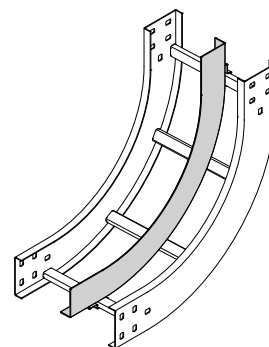
Straight



Horizontal



Vertical

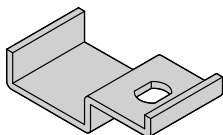


H	h	Ang	R
75	45	30°	300
100	75	45°	450
150	120	60°	600
200	170	90°	900

Specification

- Type : Tray Accessory
- Material : Hot rolled steel sheet
STS304, 316, 316L
- Finish : Hot Dip Galvanize (H.D.G)
Electrostatic Powder Coated
- Coating : Over than 55 μm (H.D.G)
standard

Separator Clamp



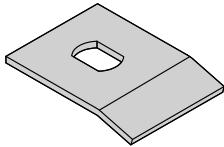
Size	t
M8	2.0
M10	

Specification

- Type : Tray Accessory
- Material : Hot rolled steel sheet
Galvanized Steel (G.I)
STS304, 316, 316L
- Finish : Electrical Zinc Galvanize (E.G)
Galvanized Steel (G.I)

Ladder Tray

Hold Down Clamp

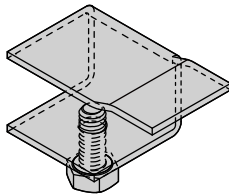


Size
M8
M10
M12

Specification

- Type : Tray Accessory
- Material : Hot rolled steel sheet
Galvanized Steel (G.I)
STS304, 316, 316L
- Finish : Electrical Zinc Galvanize (E.G)
Galvanized Steel (G.I)

Beam Clamp

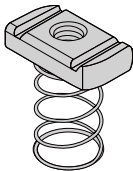


Size
M8
M10
M12

Specification

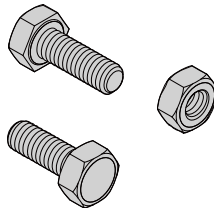
- Type : Tray Accessory
- Material : Hot rolled steel sheet
Galvanized Steel (G.I)
STS304, 316, 316L
- Finish : Electrical Zinc Galvanize (E.G)
Galvanized Steel (G.I)

Spring Nut



Size
M8
M10
M12

Hex Bolt & Hex Nut




Size
M8-20mm
M10-20mm
M10-30mm
M12-30mm

Flat Washer



Size
M8
M10
M12

Shank Bolt & Flange Nut



Size
M6-10mm
M8-15mm
M10-20mm

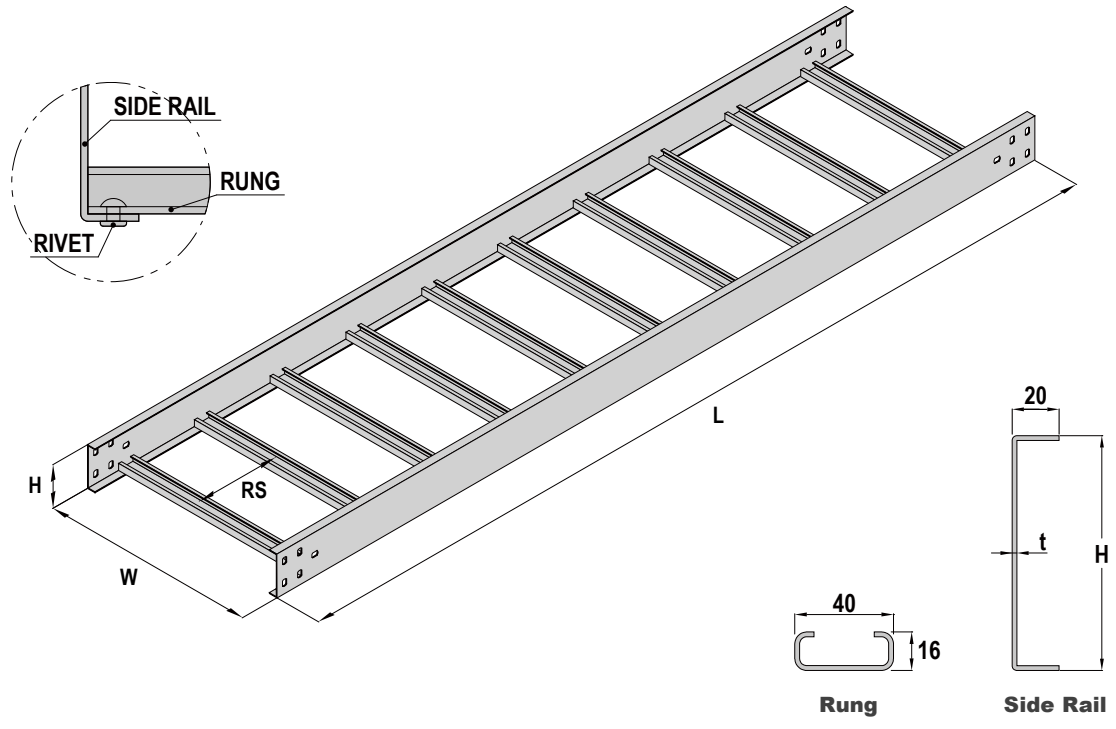
Spring Washer



Size
M8
M10
M12

Ladder Tray (G.I) – Rivet type

Straight



W	H	RS	t	L
100				
150				
200				
250			1.5	
~	100	200	1.8	3000
	150	300	2.0	
850			2.3	
900				
950				
1000				

Specification

- Type : Ladder Tray (G.I)
- Material : Galvanized steel
- Finish : Galvanized Steel (G.I)
Electrostatic Powder Coated

※ Possible to produce other size that not even mentioned here

Ladder Tray (G.I) – Rivet type

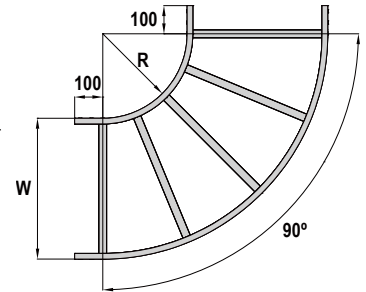
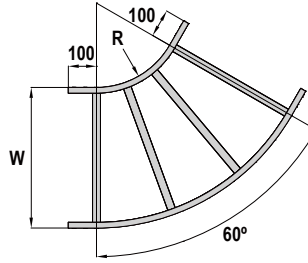
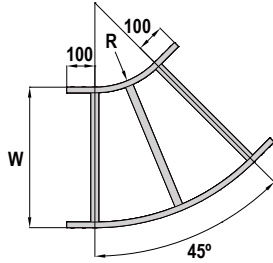
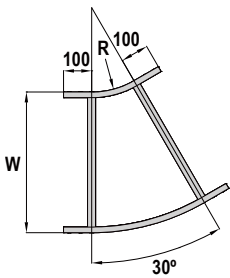
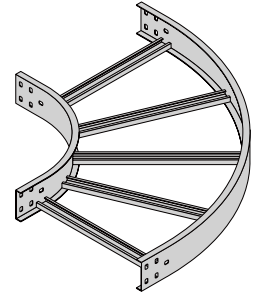
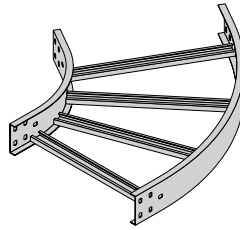
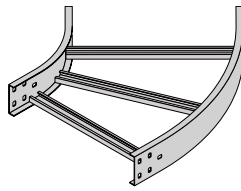
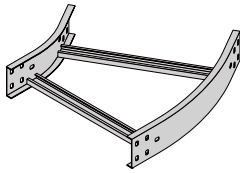
Horizontal Elbow

H/Elbow 30°

H/Elbow 45°

H/Elbow 60°

H/Elbow 90°



W	H	RS	t	Ang	R
100					
150					
200					
250			1.5	30°	300
~	100	200	1.8	45°	450
850	150	300	2.0	60°	600
900			2.3	90°	900
950					
1000					

Specification

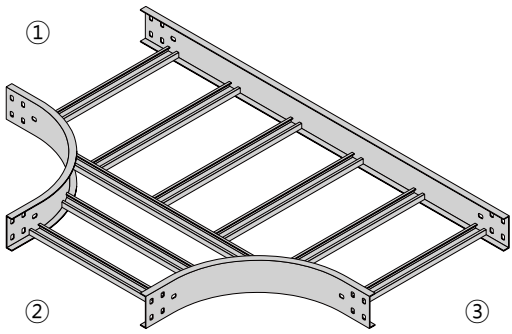
- Type : Ladder Tray (G.I)
- Material : Galvanized steel
- Finish : Galvanized Steel (G.I)
Electrostatic Powder Coated

※ Possible to produce other size that not even mentioned here

Ladder Tray (G.I) – Rivet type

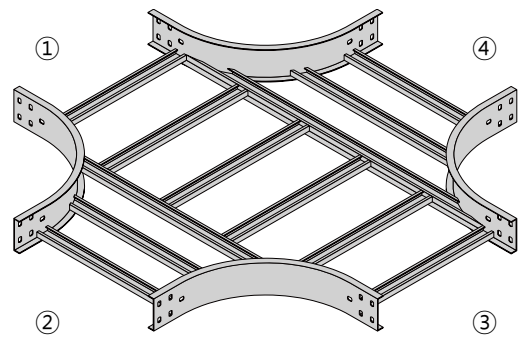
Horizontal Tee, Cross

H/Tee

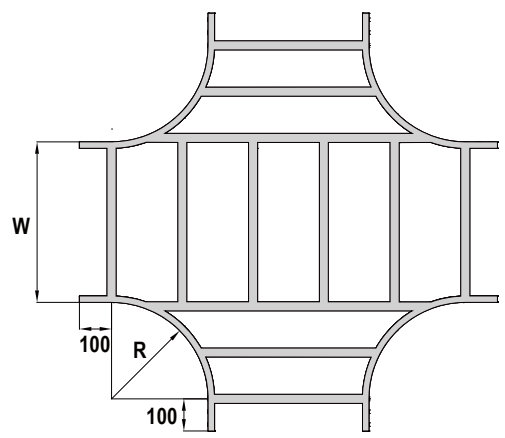
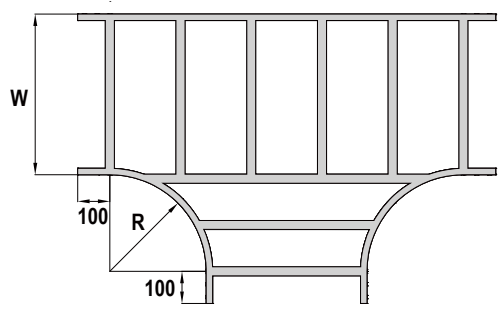


If order different shape ①x②x③

H/Cross



If order different shape ①x②x③x④



W	H	RS	t	R
100				
150				
200			1.5	300
250	100	200	1.8	450
~	150	300	2.0	600
850			2.3	900
900				
950				
1000				

Specification

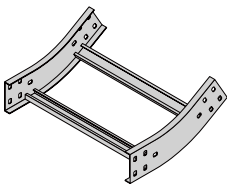
- Type : Ladder Tray (G.I)
- Material : Galvanized steel
- Finish : Galvanized Steel (G.I)
Electrostatic Powder Coated

※ Possible to produce other size that not even mentioned here

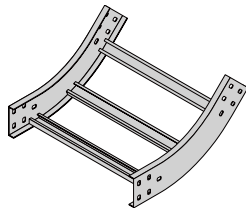
Ladder Tray (G.I) – Rivet type

Vertical Inside Elbow

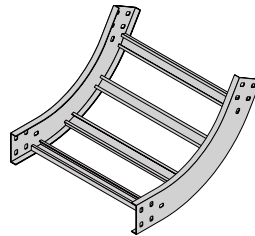
**V/Elbow
Inside 30°**



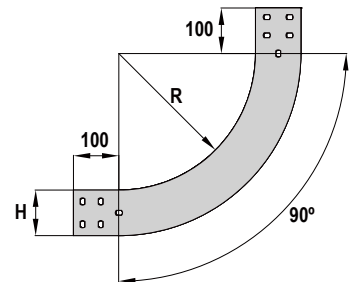
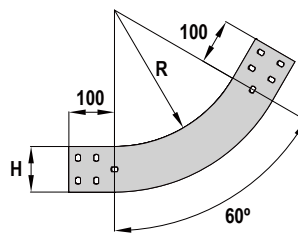
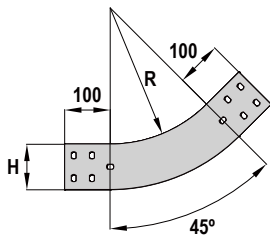
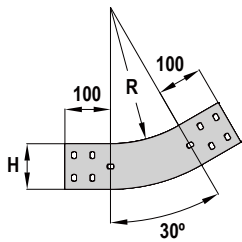
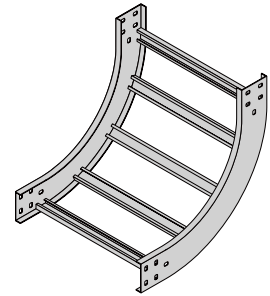
**V/Elbow
Inside 45°**



**V/Elbow
Inside 60°**



**V/Elbow
Inside 90°**



W	H	RS	t	Ang	R
100					
150					
200					
250			1.5	30°	300
~	100	200	1.8	45°	450
850	150	300	2.0	60°	600
900			2.3	90°	900
950					
1000					

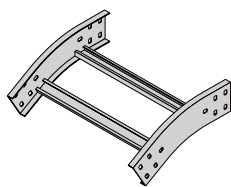
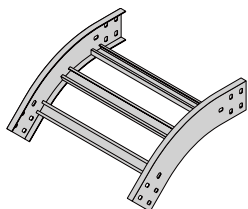
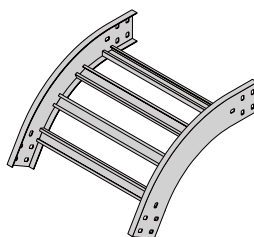
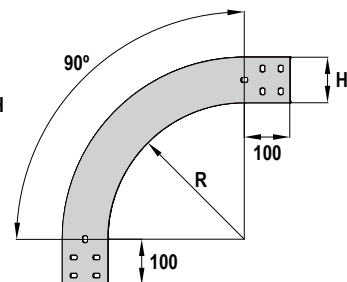
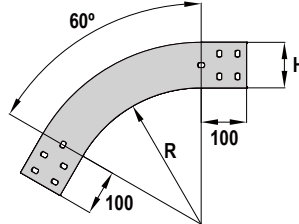
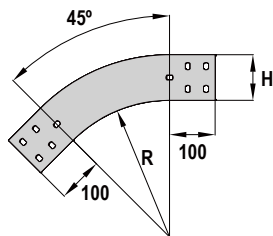
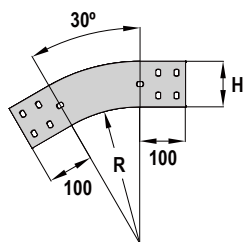
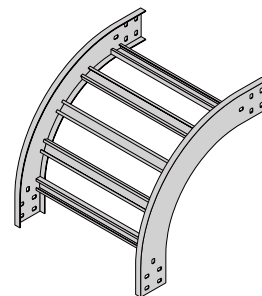
Specification

- Type : Ladder Tray (G.I)
- Material : Galvanized steel
- Finish : Galvanized Steel (G.I)
Electrostatic Powder Coated

※ Possible to produce other size that not even mentioned here

Ladder Tray (G.I) – Rivet type

Vertical Outside Elbow

**V/Elbow
Outside 30°**

**V/Elbow
Outside 45°**

**V/Elbow
Outside 60°**

**V/Elbow
Outside 90°**


W	H	RS	t	Ang	R
100					
150					
200					
250			1.5	30°	300
~	100	200	1.8	45°	450
850	150	300	2.0	60°	600
900			2.3	90°	900
950					
1000					

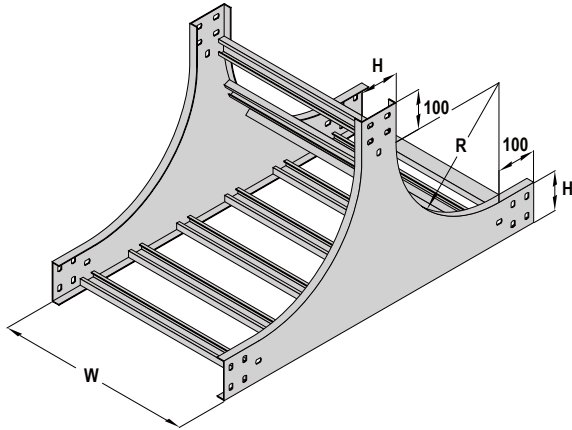
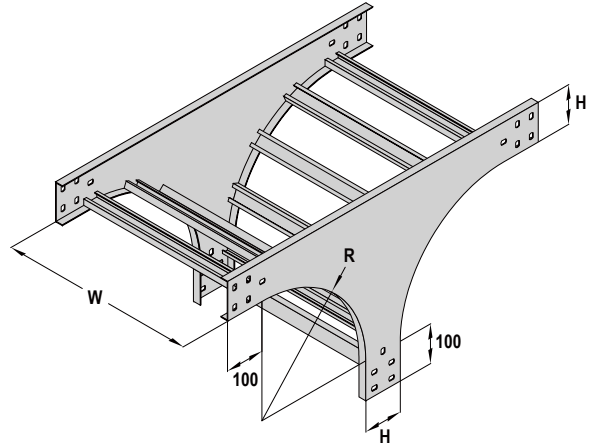
Specification

- Type : Ladder Tray (G.I)
- Material : Galvanized steel
- Finish : Galvanized Steel (G.I)
Electrostatic Powder Coated

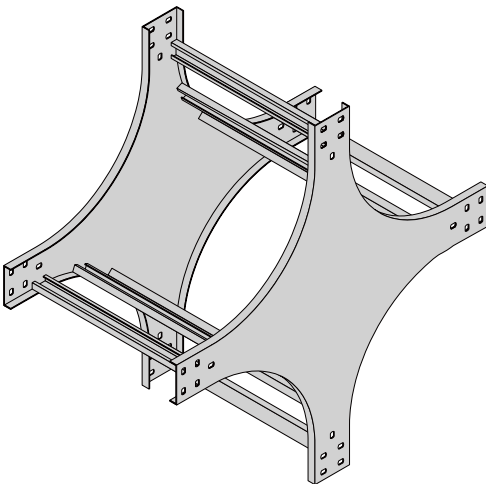
※ Possible to produce other size that not even mentioned here

Ladder Tray (G.I) – Rivet type

Vertical Tee

V/Tee (Up)

V/Tee (Down)


Vertical Cross



Specification

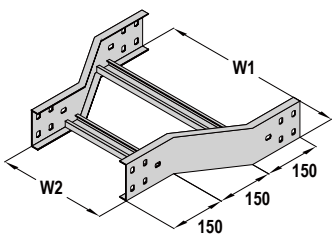
- Type : Ladder Tray (G.I)
- Material : Galvanized steel
- Finish : Galvanized Steel (G.I)
Electrostatic Powder Coated

W	H	RS	t	R
100				
150			1.5	300
200				
~	100	200	1.8	450
900	150	300	2.0	600
950				
1000			2.3	900

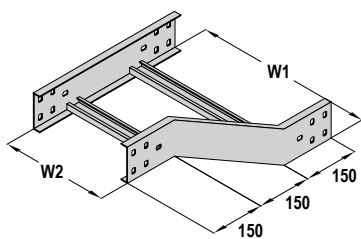
※ Possible to produce other size that not even mentioned here

Ladder Tray (G.I) – Rivet type Reducer

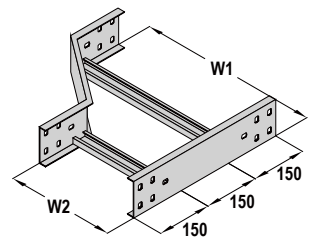
Straight



Right Hand



Left Hand



W1	W2	H	T
150	100	100	1.5
200	150		
250	200	150	1.8
~	~		
900	850		
950	900	2.0	2.3
1000	950		

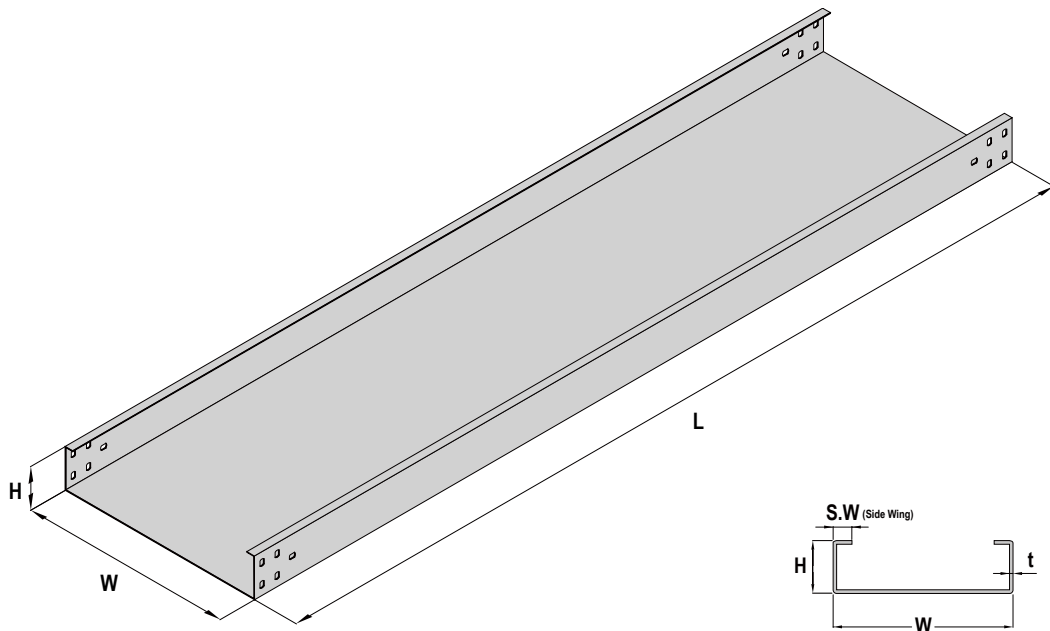
Specification

- Type : Ladder Tray (G.I)
- Material : Galvanized steel
- Finish : Galvanized Steel (G.I)
Electrostatic Powder Coated

※ Possible to produce other size that not even mentioned here

Solid Bottom Tray

Straight



W	H	t	S.W	L
50				
100				
150		1.2*		
200	50	1.5*	Less than W100:10	3000
250	60	1.6		
~	75	1.8		
850	100	2.0	From W100: 20	
900	150	2.3		
950		2.6		
1000				

※ 1.6t is minimum thickness for H.D.G

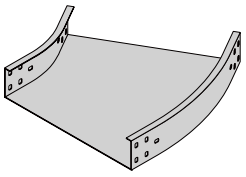
Specification

- Type : Solid Bottom Tray
- Material : Hot rolled steel sheet
Galvanized Steel
STS304, 316, 316L
- Finish : Hot Dip Galvanize (H.D.G)
Galvanized Steel (G.I)
Electrostatic Powder Coated
- Coating standard : Over than 55 μm (H.D.G)

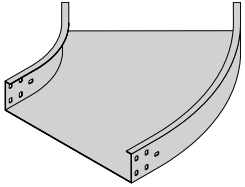
Solid Bottom Tray

Horizontal Elbow (Round type)

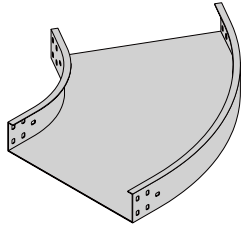
H/Elbow 30°



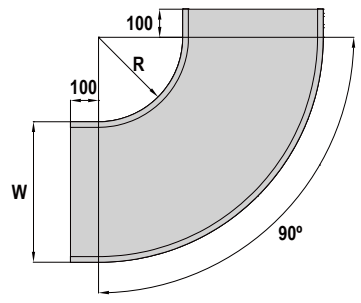
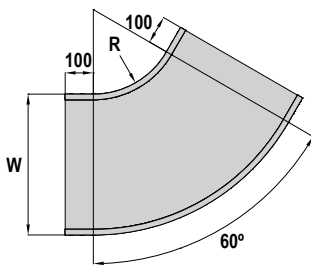
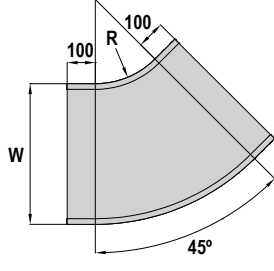
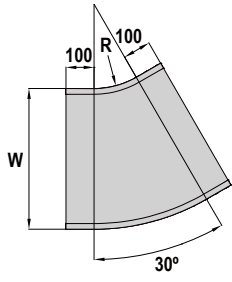
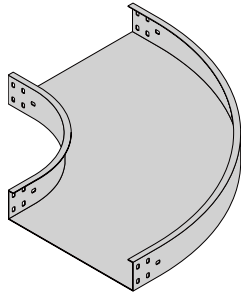
H/Elbow 45°



H/Elbow 60°



H/Elbow 90°



W	H	t	Ang	R
50				
100		1.2*		
150	50	1.5*		
200	60	1.6	30°	300
250	75	1.8	45°	450
~	100	2.0		600
850	150	2.3		900
900		2.6		
950				
1000				

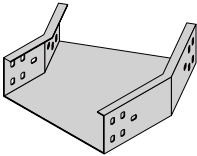
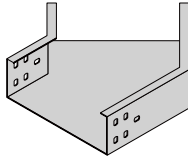
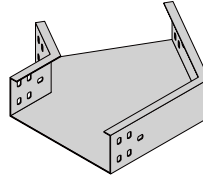
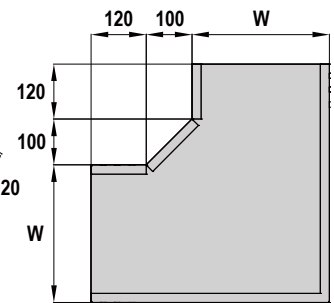
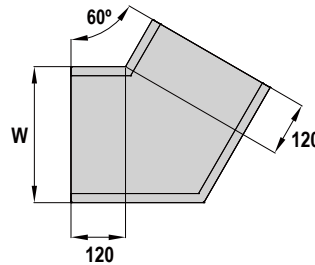
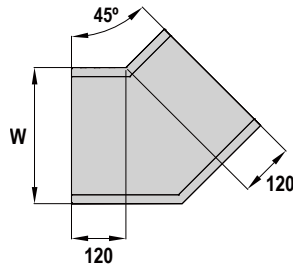
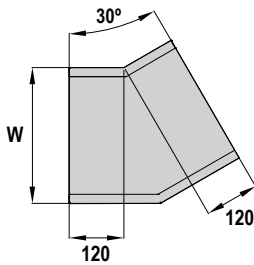
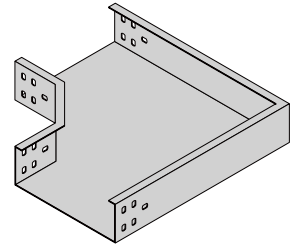
※ 1.6t is minimum thickness for H.D.G

Specification

- Type : Solid Bottom Tray
- Material : Hot rolled steel sheet
Galvanized Steel
STS304, 316, 316L
- Finish : Hot Dip Galvanize (H.D.G)
Galvanized Steel (G.I)
Electrostatic Powder Coated
- Coating : Over than 55 μm (H.D.G)
standard

Solid Bottom Tray

Horizontal Elbow (Angle type)

H/Elbow 30°

H/Elbow 45°

H/Elbow 60°

H/Elbow 90°


W	H	t	Ang
50			
100			
150	50	1.2*	
200	60	1.6	60°
250	75	1.8	90°
~	100	2.0	
850	150	2.3	
900			
950		2.6	
1000			

※ 1.6t is minimum thickness for H.D.G

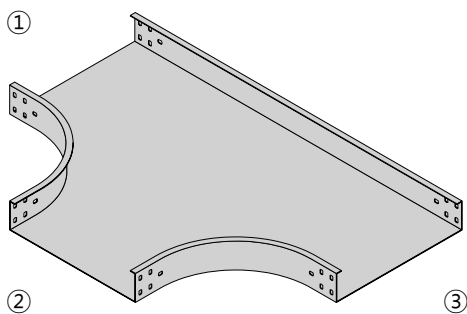
Specification

- Type : Solid Bottom Tray
- Material : Hot rolled steel sheet
Galvanized Steel
STS304, 316, 316L
- Finish : Hot Dip Galvanize (H.D.G)
Galvanized Steel (G.I)
Electrostatic Powder Coated
- Coating : Over than 55 μm (H.D.G)
standard

Solid Bottom Tray

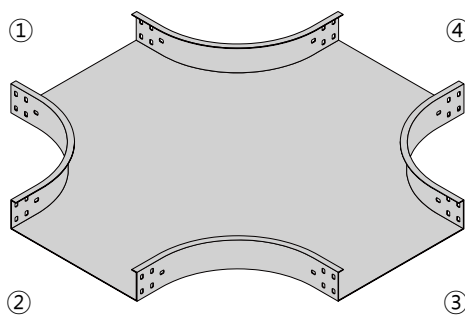
Horizontal Tee, Cross (Round type)

H/Tee

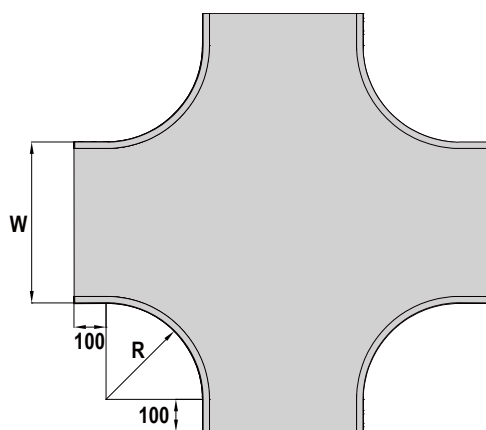
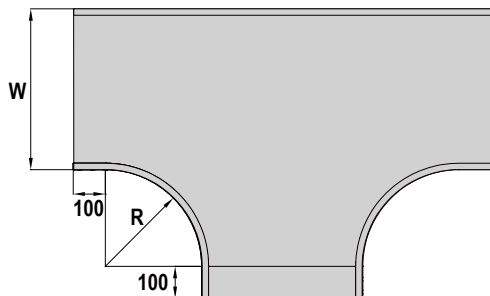


If order different shape ①x②x③

H/Cross



If order different shape ①x②x③x④



W	H	t	R
50			
100			
150		1.2*	
200	50	1.5*	300
250	60	1.6	450
~	75	1.8	
	100	2.0	600
850	150	2.3	900
900		2.6	
950			
1000			

※ 1.6t is minimum thickness for H.D.G

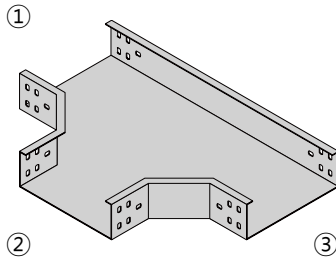
Specification

- Type : Solid Bottom Tray
- Material : Hot rolled steel sheet
Galvanized Steel
STS304, 316, 316L
- Finish : Hot Dip Galvanize (H.D.G)
Galvanized Steel (G.I)
Electrostatic Powder Coated
- Coating : Over than 55 μ m (H.D.G)
standard

Solid Bottom Tray

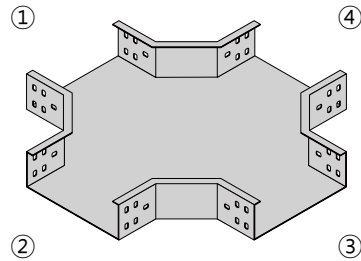
Horizontal Tee, Cross (Angle type)

H/Tee

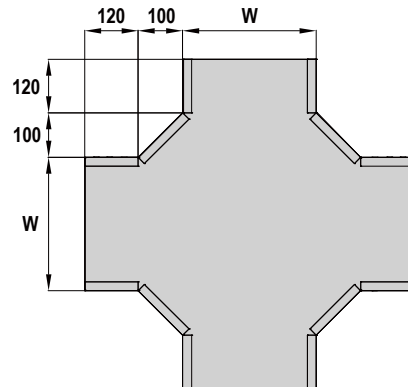
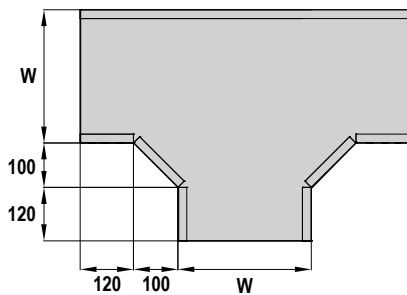


If order different shape ①x②x③

H/Cross



If order different shape ①x②x③x④



W	H	t
50		
100		1.2*
150	50	1.5*
200	60	1.6
250	75	1.8
~	100	2.0
850	150	2.3
900		2.6
950		
1000		

※ 1.6t is minimum thickness for H.D.G

Specification

- Type : Solid Bottom Tray
- Material : Hot rolled steel sheet
Galvanized Steel
STS304, 316, 316L
- Finish : Hot Dip Galvanize (H.D.G)
Galvanized Steel (G.I)
Electrostatic Powder Coated
- Coating standard : Over than 55 μm (H.D.G)

Solid Bottom Tray

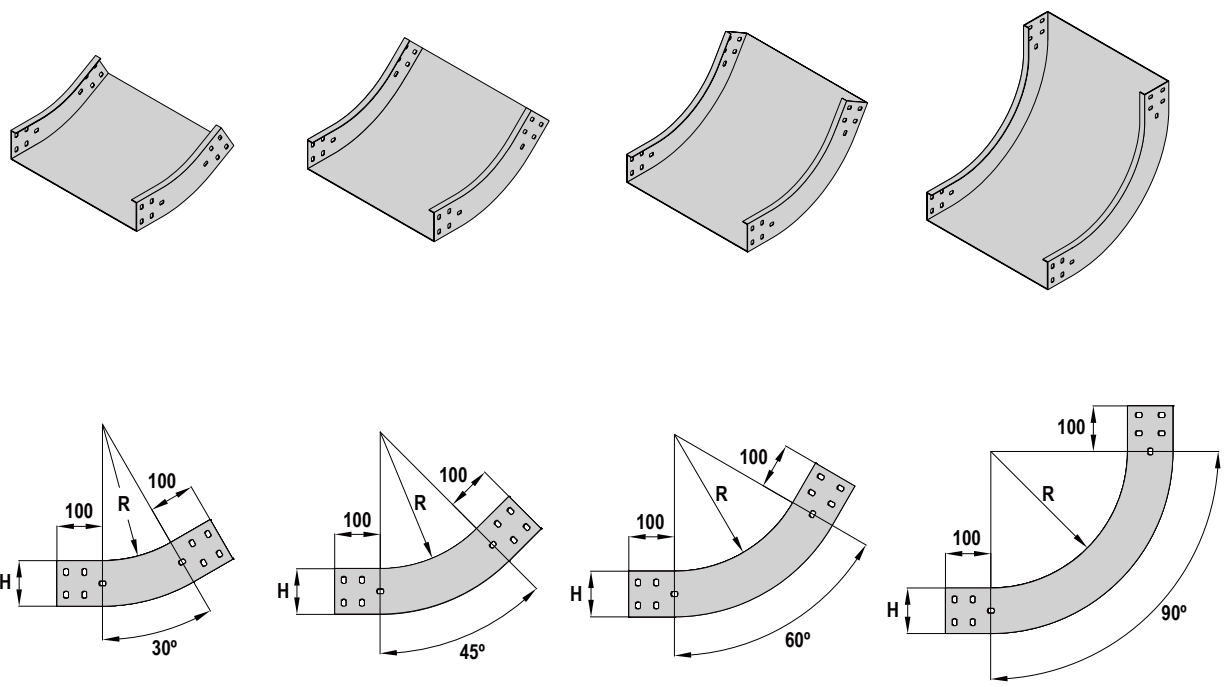
Vertical Inside Elbow (Round type)

V/Elbow 30°

V/Elbow 45°

V/Elbow 60°

V/Elbow 90°



W	H	t	Ang	R
50				
100				
150		1.2*		
200	50	1.5*		300
250	60	1.6	30°	450
~	75	1.8	45°	600
850	100	2.0		900
900	150	2.3		
950		2.6		
1000				

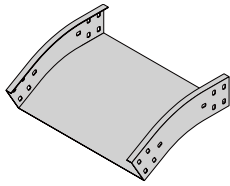
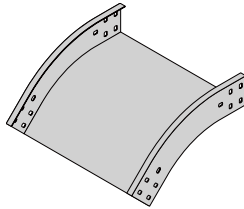
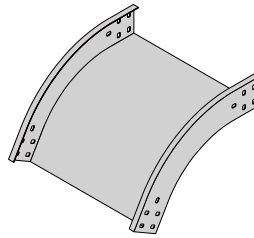
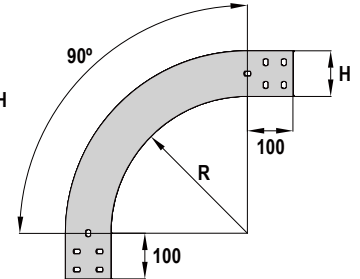
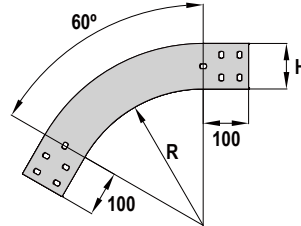
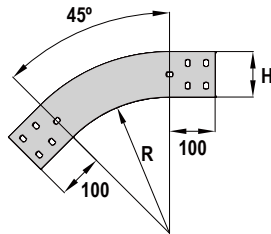
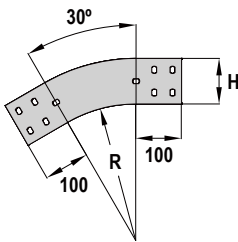
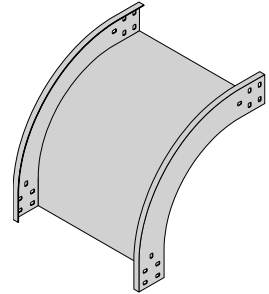
※ 1.6t is minimum thickness for H.D.G

Specification

- Type : Solid Bottom Tray
- Material : Hot rolled steel sheet
Galvanized Steel
STS304, 316, 316L
- Finish : Hot Dip Galvanize (H.D.G)
Galvanized Steel (G.I)
Electrostatic Powder Coated
- Coating standard : Over than 55 μm (H.D.G)

Solid Bottom Tray

Vertical Outside Elbow (Round type)

V/Elbow 30°

V/Elbow 45°

V/Elbow 60°

V/Elbow 90°


W	H	t	Ang	R
50				
100				
150		1.2*		
200	50	1.5*		300
250	60	1.6	60°	450
~	75	1.8	90°	600
850	100	2.0		900
900	150	2.3		
950		2.6		
1000				

※ 1.6t is minimum thickness for H.D.G

Specification

- Type : Solid Bottom Tray
- Material : Hot rolled steel sheet
Galvanized Steel
STS304, 316, 316L
- Finish : Hot Dip Galvanize (H.D.G)
Galvanized Steel (G.I)
Electrostatic Powder Coated
- Coating standard : Over than 55 μm (H.D.G)

Solid Bottom Tray

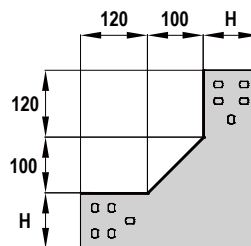
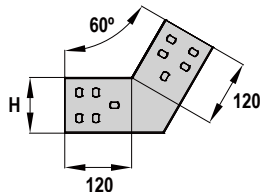
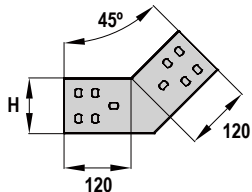
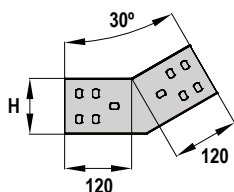
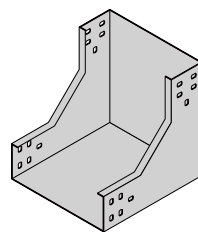
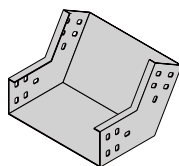
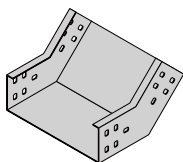
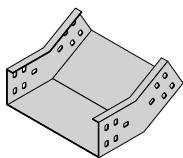
Vertical Inside Elbow (Angle type)

V/Elbow 30°

V/Elbow 45°

V/Elbow 60°

V/Elbow 90°



W	H	t	Ang
50			
100			
150		1.2*	
200	50	1.5*	
250	60	1.6	30°
~	75	1.8	45°
	100	2.0	
850	150	2.3	
900		2.6	
950			
1000			

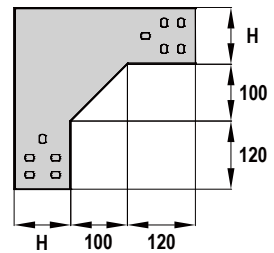
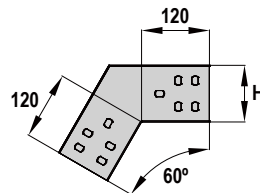
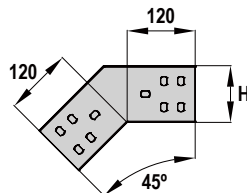
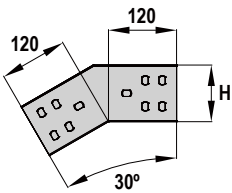
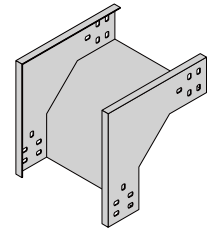
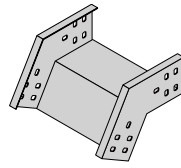
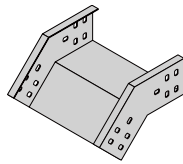
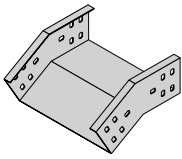
※ 1.6t is minimum thickness for H.D.G

Specification

- Type : Solid Bottom Tray
- Material : Hot rolled steel sheet
Galvanized Steel
STS304, 316, 316L
- Finish : Hot Dip Galvanize (H.D.G)
Galvanized Steel (G.I)
Electrostatic Powder Coated
- Coating : Over than 55 μm (H.D.G) standard

Solid Bottom Tray

Vertical Outside Elbow (Angle type)

V/Elbow 30°
V/Elbow 45°
V/Elbow 60°
V/Elbow 90°


W	H	t	Ang
50			
100			
150		1.2*	
200	50	1.5*	
250	60	1.6	60°
~	75	1.8	90°
	100	2.0	
850	150	2.3	
900		2.6	
950			
1000			

※ 1.6t is minimum thickness for H.D.G

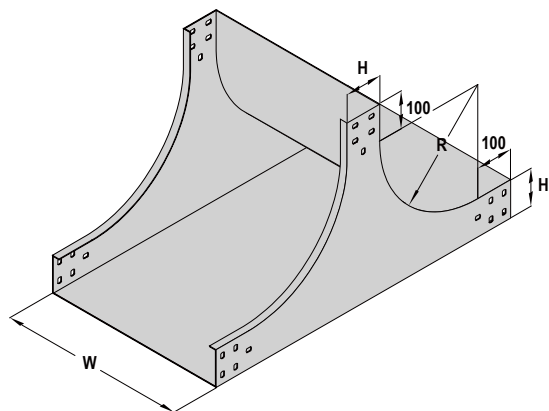
Specification

- Type : Solid Bottom Tray
- Material : Hot rolled steel sheet
Galvanized Steel
STS304, 316, 316L
- Finish : Hot Dip Galvanize (H.D.G)
Galvanized Steel (G.I)
Electrostatic Powder Coated
- Coating : Over than 55 μm (H.D.G) standard

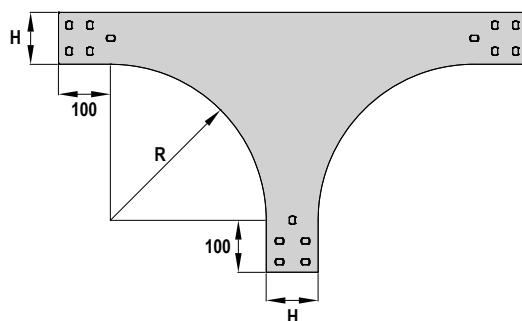
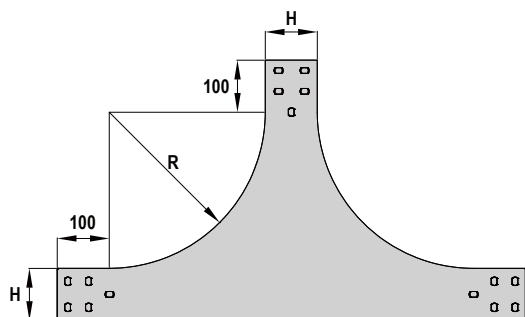
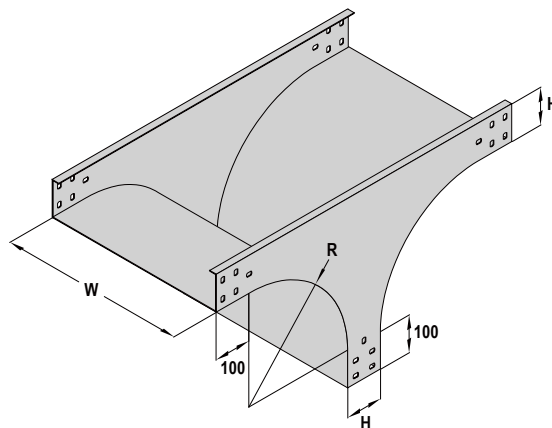
Solid Bottom Tray

Vertical Tee (Round type)

V/Tee (Up)



V/Tee (Down)



W	H	t	R
		1.2*	
50	50	1.5*	300
100	60	1.6	450
150	75	1.8	600
~	100	2.0	900
900	150	2.3	
950		2.6	
1000			

※ 1.6t is minimum thickness for H.D.G

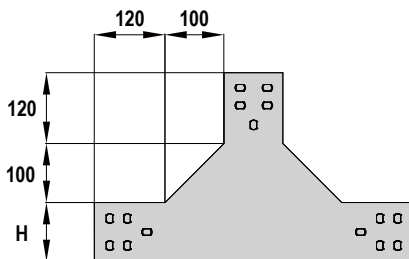
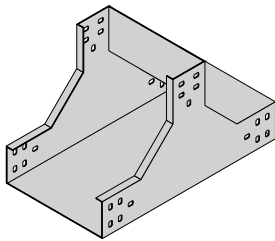
Specification

- Type : Solid Bottom Tray
- Material : Hot rolled steel sheet
Galvanized Steel
STS304, 316, 316L
- Finish : Hot Dip Galvanize (H.D.G)
Galvanized Steel (G.I)
Electrostatic Powder Coated
- Coating : Over than 55 μm (H.D.G)
standard

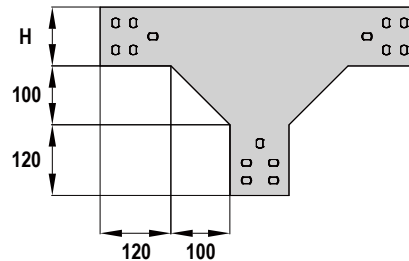
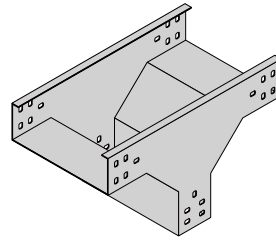
Solid Bottom Tray

Vertical Tee (Angle type)

V/Tee (Up)



V/Tee (Down)



W	H	t
50		
100		1.2*
150	50	1.5*
200	60	1.6
250	75	1.8
~	100	2.0
850	150	2.3
900		2.6
950		
1000		

※ 1.6t is minimum thickness for H.D.G

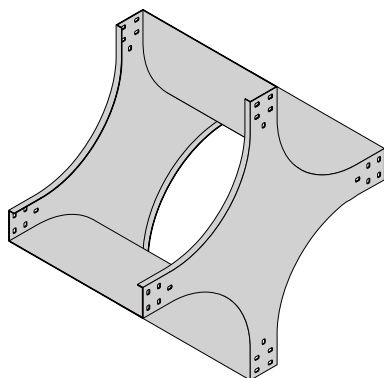
Specification

- Type : Solid Bottom Tray
- Material : Hot rolled steel sheet
Galvanized Steel
STS304, 316, 316L
- Finish : Hot Dip Galvanize (H.D.G)
Galvanized Steel (G.I)
Electrostatic Powder Coated
- Coating : Over than 55 μm (H.D.G)
standard

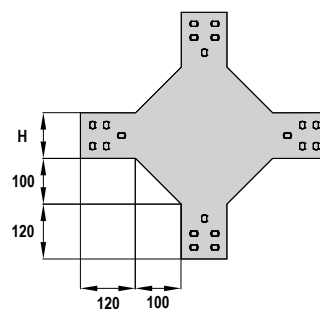
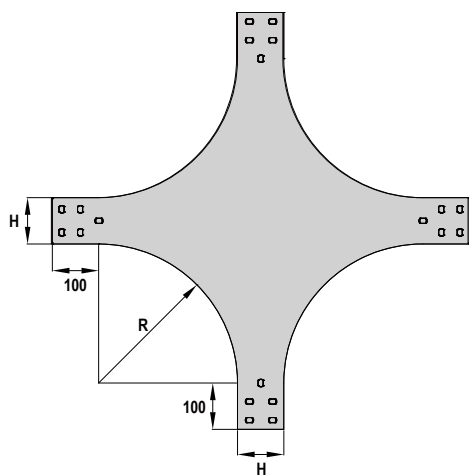
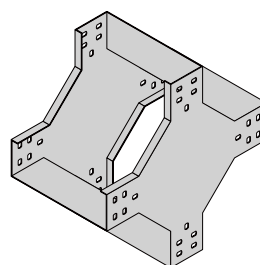
Solid Bottom Tray

Vertical Cross (Round, Angle type)

V/Cross (Round)



V/Cross (Angle)



W	H	t	R
50			
100			
150		1.2*	
200	50	1.5*	300
250	60	1.6	450
~	75	1.8	600
	100	2.0	900
850	150	2.3	
900		2.6	
950			
1000			

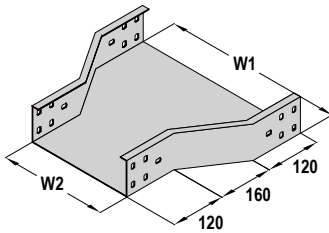
※ 1.6t is minimum thickness for H.D.G

Specification

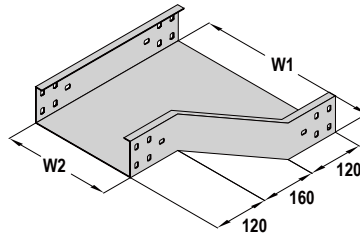
- Type : Solid Bottom Tray
- Material : Hot rolled steel sheet
Galvanized Steel
STS304, 316, 316L
- Finish : Hot Dip Galvanize (H.D.G)
Galvanized Steel (G.I)
Electrostatic Powder Coated
- Coating standard : Over than 55 μm (H.D.G)

Solid Bottom Tray Reducer

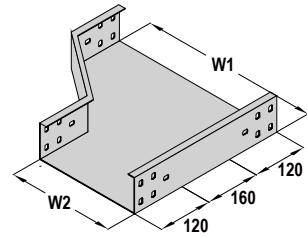
Straight



Right Hand



Left Hand



W1	W2	H	T
100	50		
150	100		1.2*
200	150	50	1.5*
250	200	60	1.6
~	~	75	1.8
850	800	100	2.0
900	850	150	2.3
950	900		2.6
1000	950		

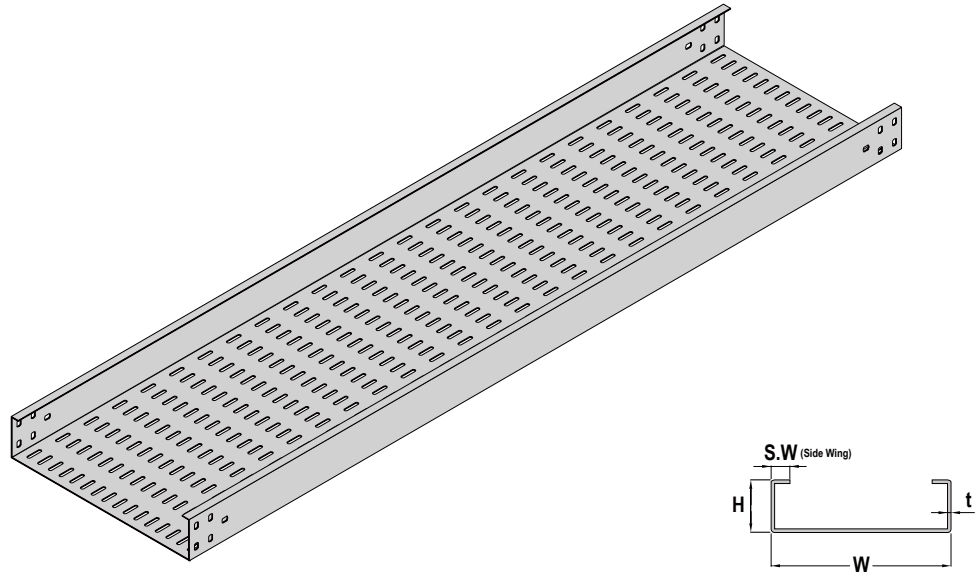
※ 1.6t is minimum thickness for H.D.G

Specification

- Type : Solid Bottom Tray
- Material : Hot rolled steel sheet
Galvanized Steel
STS304, 316, 316L
- Finish : Hot Dip Galvanize (H.D.G)
Galvanized Steel (G.I)
Electrostatic Powder Coated
- Coating : Over than 55 μm (H.D.G)
standard

Perforated Tray

Straight



W	H	t	S.W	L
50				
100				
150				
200	50	1.6	Less than W100:10	3000
250	60	1.8		
~	75	2.0		
850	100	2.3	From W100: 20	
900	150	2.6		
950				
1000				

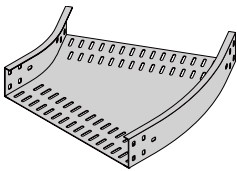
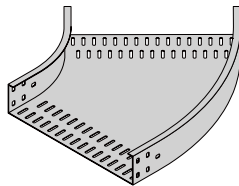
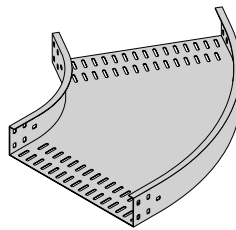
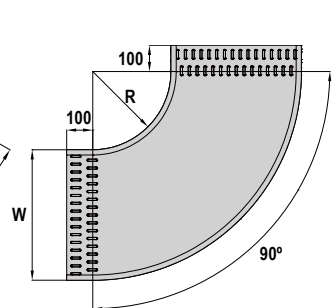
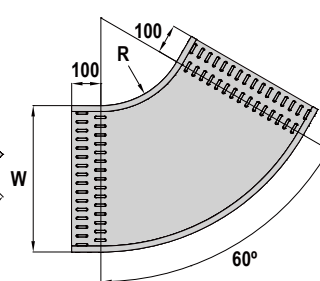
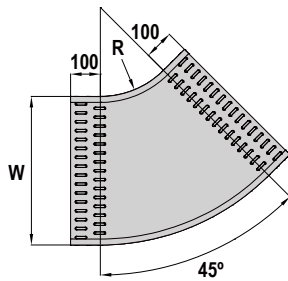
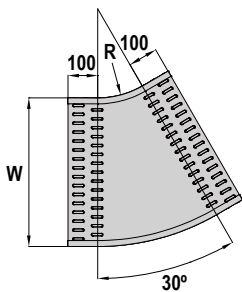
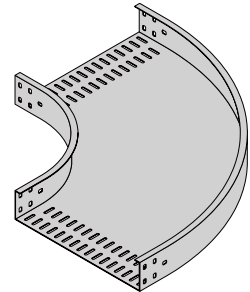
Specification

- Type : Perforated Tray
- Material : Hot rolled steel sheet
Galvanized Steel
STS304, 316, 316L
- Finish : Hot Dip Galvanize (H.D.G)
Galvanized Steel (G.I)
Electrostatic Powder Coated
- Coating : Over than 55 μm (H.D.G)
standard

※ Possible to produce other size that not even mentioned here

Perforated Tray

Horizontal Elbow (Round type)

H/Elbow 30°

H/Elbow 45°

H/Elbow 60°

H/Elbow 90°


W	H	t	Ang	R
50				
100				
150				
200	50	1.6	30°	300
250	60	1.8	45°	450
~	75	2.0	60°	600
850	100	2.3	90°	900
900	150	2.6		
950				
1000				

Specification

- Type : Perforated Tray
- Material : Hot rolled steel sheet
Galvanized Steel
STS304, 316, 316L
- Finish : Hot Dip Galvanize (H.D.G)
Galvanized Steel (G.I)
Electrostatic Powder Coated
- Coating standard : Over than 55 μm (H.D.G)

※ Possible to produce other size that not even mentioned here

Perforated Tray

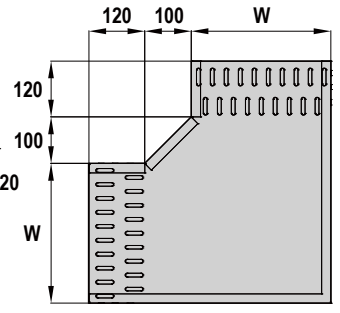
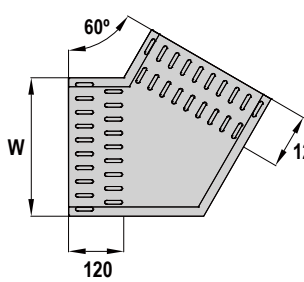
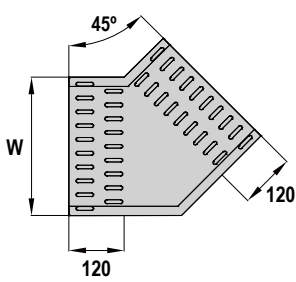
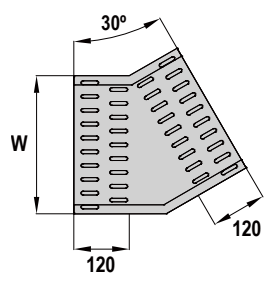
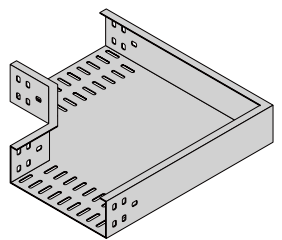
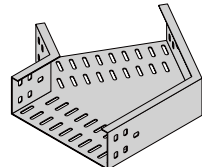
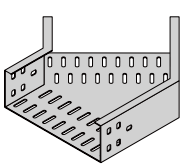
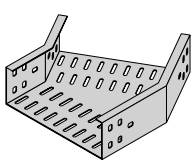
Horizontal Elbow (Angle type)

H/Elbow 30°

H/Elbow 45°

H/Elbow 60°

H/Elbow 90°



W	H	t	Ang
50			
100			
150			
200	50	1.6	30°
250	60	1.8	45°
~	75	2.0	60°
850	100	2.3	90°
900	150	2.6	
950			
1000			

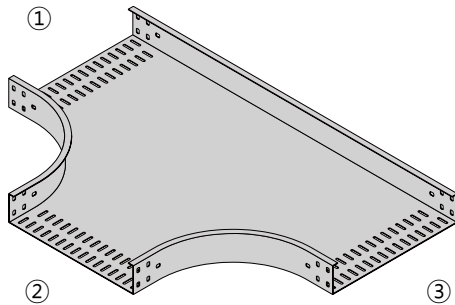
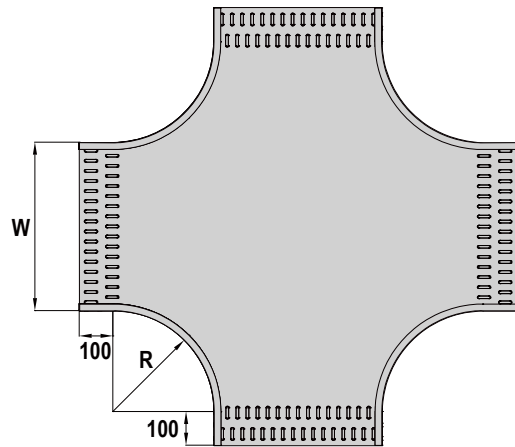
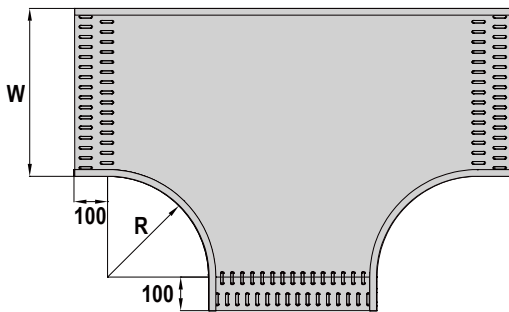
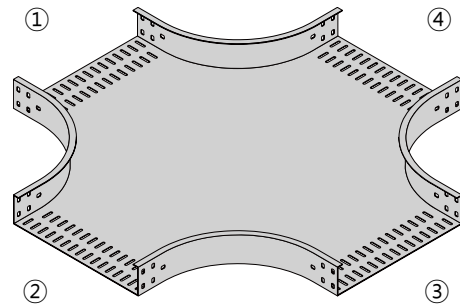
Specification

- Type : Perforated Tray
- Material : Hot rolled steel sheet
Galvanized Steel
STS304, 316, 316L
- Finish : Hot Dip Galvanize (H.D.G)
Galvanized Steel (G.I)
Electrostatic Powder Coated
- Coating : Over than 55 μm (H.D.G)
standard

※ Possible to produce other size that not even mentioned here

Perforated Tray

Horizontal Tee, Cross (Round type)

H/Tee

H/Cross


W	H	t	R
50			
100			
150			
200	50	1.6	300
250	60	1.8	450
~	75	2.0	600
	100	2.3	900
850	150	2.6	
900			
950			
1000			

※ Possible to produce other size that not even mentioned here

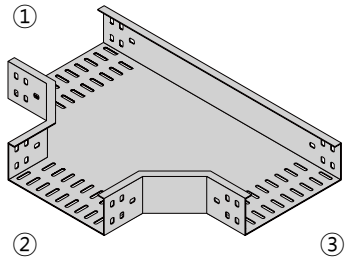
Specification

- Type : Perforated Tray
- Material : Hot rolled steel sheet
Galvanized Steel
STS304, 316, 316L
- Finish : Hot Dip Galvanize (H.D.G)
Galvanized Steel (G.I)
Electrostatic Powder Coated
- Coating standard : Over than 55 μm (H.D.G)

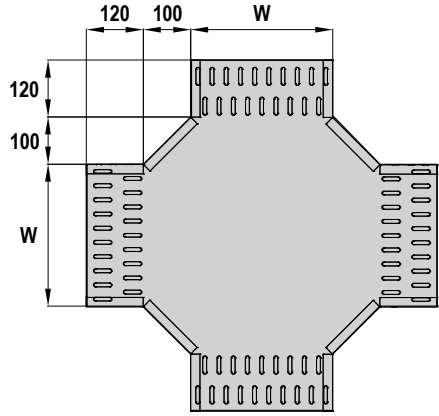
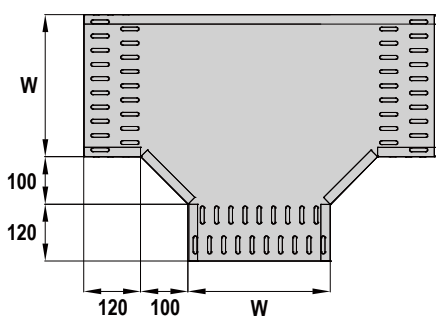
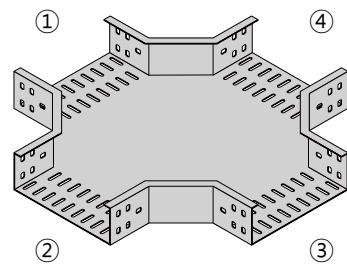
Perforated Tray

Horizontal Tee, Cross (Angle type)

H/Tee



H/Cross



W	H	t
50		
100		
150		
200	50	1.6
250	60	1.8
~	75	2.0
	100	2.3
850	150	2.6
900		
950		
1000		

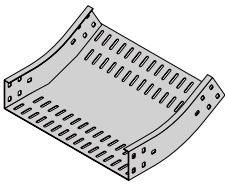
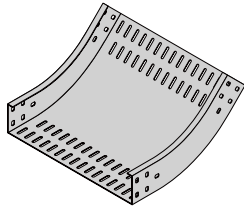
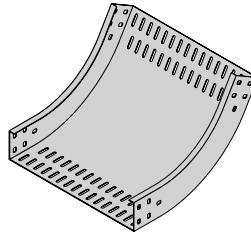
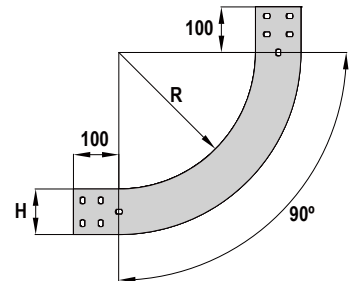
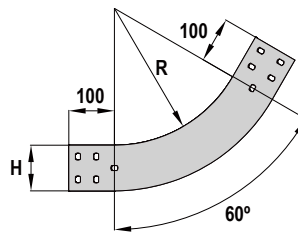
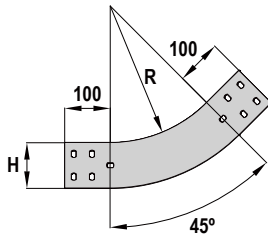
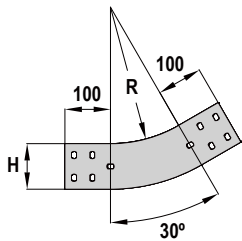
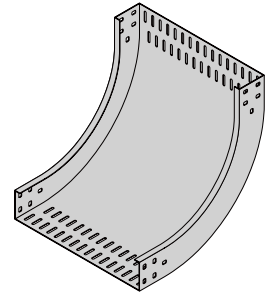
Specification

- Type : Perforated Tray
- Material : Hot rolled steel sheet
Galvanized Steel
STS304, 316, 316L
- Finish : Hot Dip Galvanize (H.D.G)
Galvanized Steel (G.I)
Electrostatic Powder Coated
- Coating : Over than 55 μm (H.D.G)
standard

※ Possible to produce other size that not even mentioned here

Perforated Tray

Vertical Inside Elbow (Round type)

V/Elbow 30°

V/Elbow 45°

V/Elbow 60°

V/Elbow 90°


W	H	t	Ang	R
50				
100				
150				
200	50	1.6	30°	300
250	60	1.8	45°	450
~	75	2.0	60°	600
850	100	2.3	90°	900
900	150	2.6		
950				
1000				

Specification

- Type : Perforated Tray
- Material : Hot rolled steel sheet
Galvanized Steel
STS304, 316, 316L
- Finish : Hot Dip Galvanize (H.D.G)
Galvanized Steel (G.I)
Electrostatic Powder Coated
- Coating : Over than 55 μm (H.D.G)
standard

※ Possible to produce other size that not even mentioned here

Perforated Tray

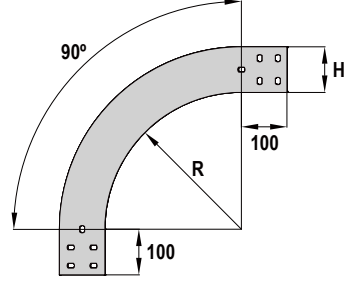
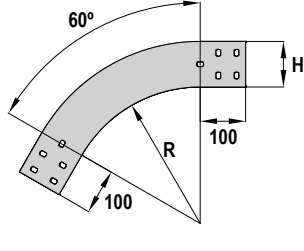
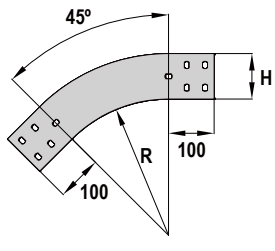
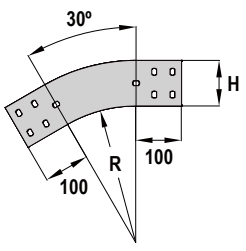
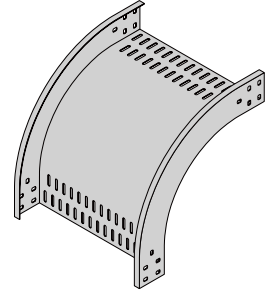
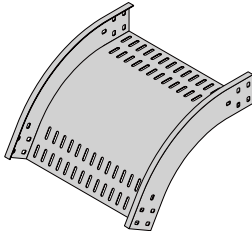
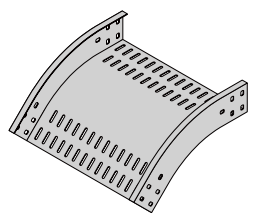
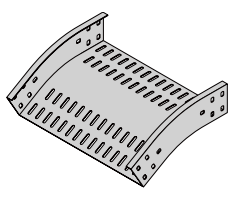
Vertical Outside Elbow (Round type)

V/Elbow 30°

V/Elbow 45°

V/Elbow 60°

V/Elbow 90°



W	H	t	Ang	R
50				
100				
150				
200	50	1.6	30°	300
250	60	1.8	45°	450
~	75	2.0	60°	600
	100	2.3	90°	900
850	150	2.6		
900				
950				
1000				

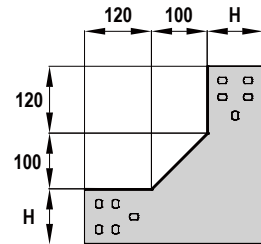
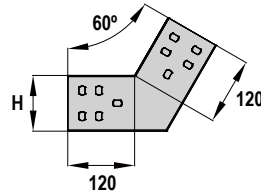
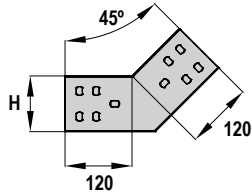
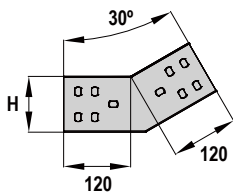
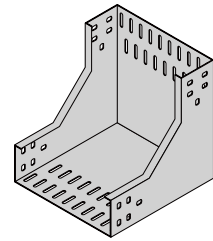
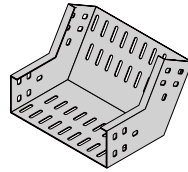
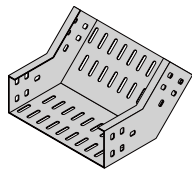
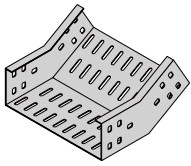
Specification

- Type : Perforated Tray
- Material : Hot rolled steel sheet
Galvanized Steel
STS304, 316, 316L
- Finish : Hot Dip Galvanize (H.D.G)
Galvanized Steel (G.I)
Electrostatic Powder Coated
- Coating : Over than 55 μm (H.D.G) standard

※ Possible to produce other size that not even mentioned here

Perforated Tray

Vertical Inside Elbow (Angle type)

V/Elbow 30°
V/Elbow 45°
V/Elbow 60°
V/Elbow 90°


W	H	t	Ang
50			
100			
150			
200	50	1.6	30°
250	60	1.8	45°
~	75	2.0	60°
	100	2.3	90°
850	150	2.6	
900			
950			
1000			

※ Possible to produce other size that not even mentioned here

Specification

- Type : Perforated Tray
- Material : Hot rolled steel sheet
Galvanized Steel
STS304, 316, 316L
- Finish : Hot Dip Galvanize (H.D.G)
Galvanized Steel (G.I)
Electrostatic Powder Coated
- Coating standard : Over than 55 μm (H.D.G)

Perforated Tray

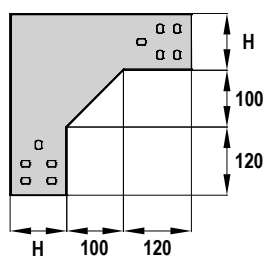
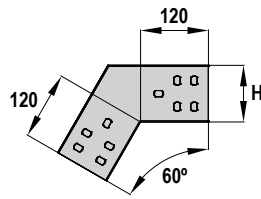
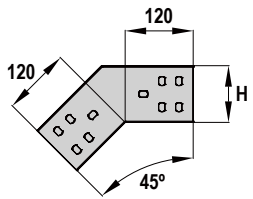
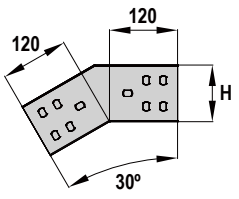
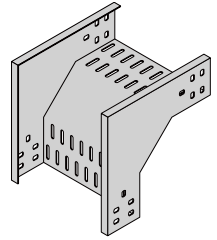
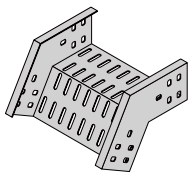
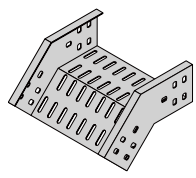
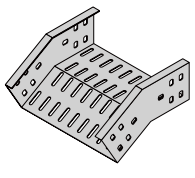
Vertical Outside Elbow (Angle type)

V/Elbow 30°

V/Elbow 45°

V/Elbow 60°

V/Elbow 90°



W	H	t	Ang
50			
100			
150			
200	50	1.6	30°
250	60	1.8	45°
~	75	2.0	60°
	100	2.3	90°
850	150	2.6	
900			
950			
1000			

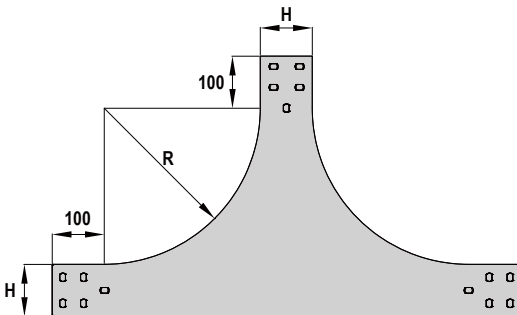
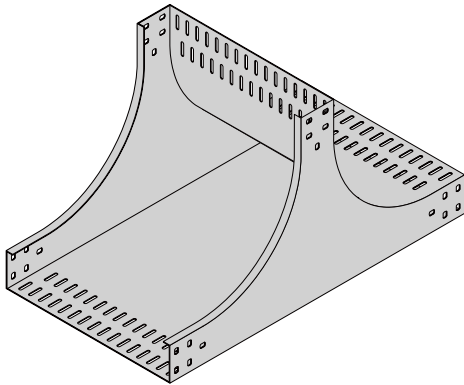
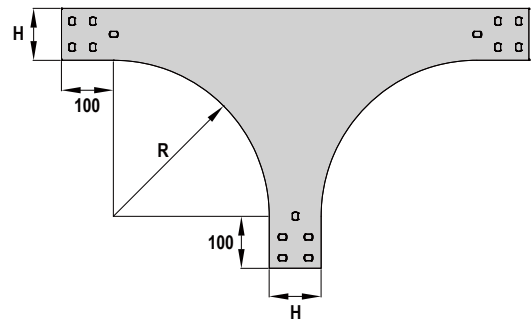
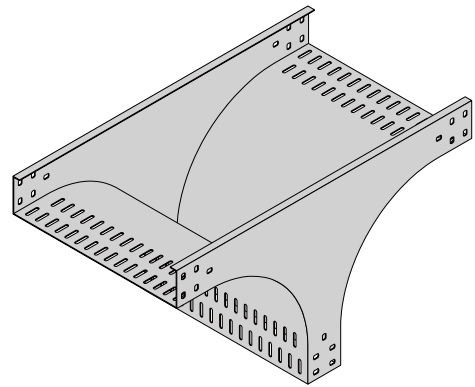
Specification

- Type : Perforated Tray
- Material : Hot rolled steel sheet
Galvanized Steel
STS304, 316, 316L
- Finish : Hot Dip Galvanize (H.D.G)
Galvanized Steel (G.I)
Electrostatic Powder Coated
- Coating : Over than 55 μm (H.D.G) standard

※ Possible to produce other size that not even mentioned here

Perforated Tray

Vertical Tee (Round type)

V/Tee (Up)

V/Tee (Down)


W	H	t	R
50			
100			
150			
200	50	1.6	300
250	60	1.8	450
~	75	2.0	
	100	2.3	600
850	150	2.6	900
900			
950			
1000			

※ Possible to produce other size that not even mentioned here

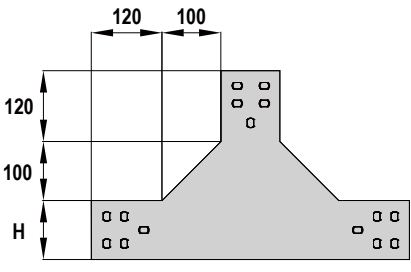
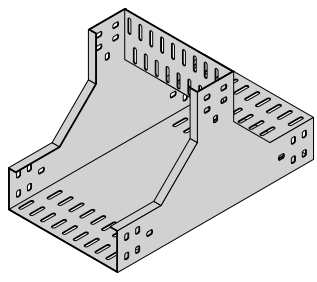
Specification

- Type : Perforated Tray
- Material : Hot rolled steel sheet
Galvanized Steel
STS304, 316, 316L
- Finish : Hot Dip Galvanize (H.D.G)
Galvanized Steel (G.I)
Electrostatic Powder Coated
- Coating : Over than 55 μm (H.D.G)
standard

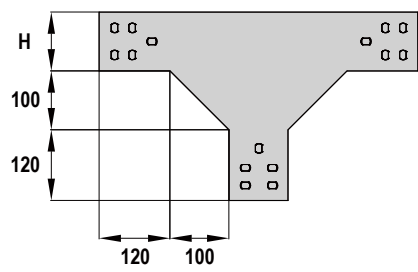
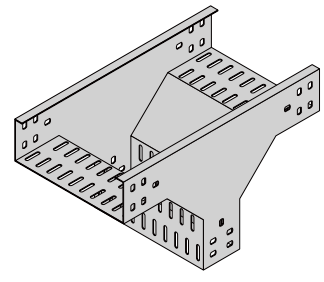
Perforated Tray

Vertical Tee (Angle type)

V/Tee (Up)



V/Tee (Down)



W	H	t
50		
100		
150		
200	50	1.6
250	60	1.8
~	75	2.0
850	100	2.3
900	150	2.6
950		
1000		

Specification

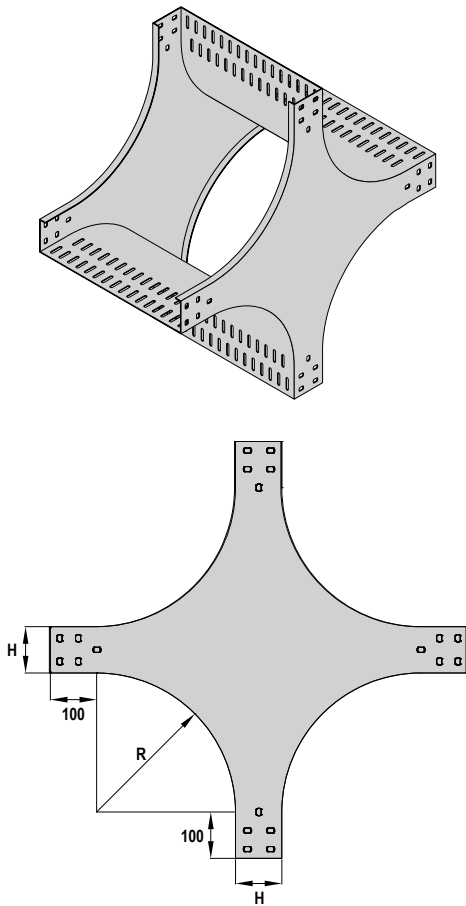
- Type : Perforated Tray
- Material : Hot rolled steel sheet
Galvanized Steel
STS304, 316, 316L
- Finish : Hot Dip Galvanize (H.D.G)
Galvanized Steel (G.I)
Electrostatic Powder Coated
- Coating : Over than 55 μm (H.D.G)
standard

※ Possible to produce other size that not even mentioned here


Perforated Tray

Vertical Cross (Round, Angle type)

V/Cross (Round)



V/Cross (Angle)



W	H	t	R
50			
100			
150			
200	50	1.6	300
250	60	1.8	450
~	75	2.0	600
	100	2.3	900
850	150	2.6	
900			
950			
1000			

※ Possible to produce other size that not even mentioned here

Specification

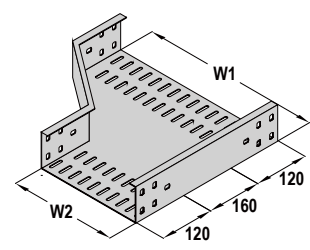
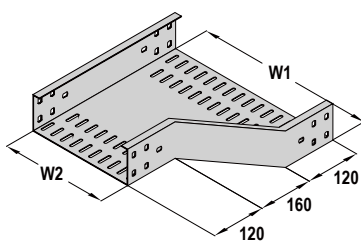
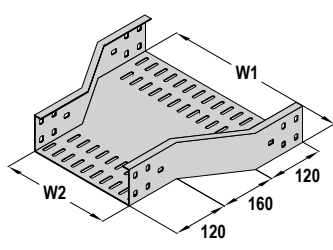
- Type : Perforated Tray
- Material : Hot rolled steel sheet
Galvanized Steel
STS304, 316, 316L
- Finish : Hot Dip Galvanize (H.D.G)
Galvanized Steel (G.I)
Electrostatic Powder Coated
- Coating : Over than 55 μ m (H.D.G) standard

Perforated Tray Reducer

Straight

Right Hand

Left Hand



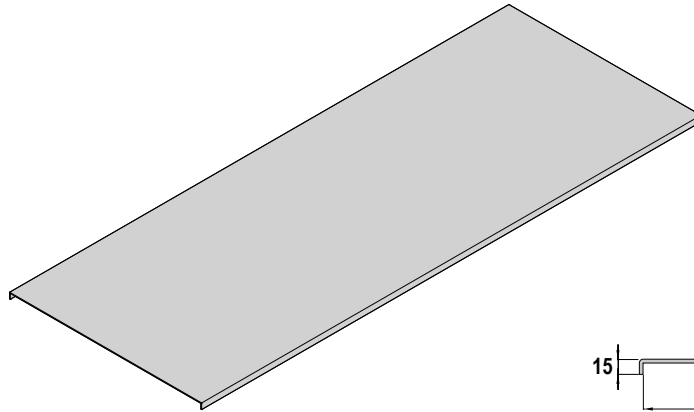
W1	W2	H	t
100	50		
150	100		
200	150	50	1.6
250	200	60	1.8
~	~	75	2.0
850	800	100	2.3
900	850	150	2.6
950	900		
1000	950		

Specification

- Type : Perforated Tray
- Material : Hot rolled steel sheet
Galvanized Steel
STS304, 316, 316L
- Finish : Hot Dip Galvanize (H.D.G)
Galvanized Steel (G.I)
Electrostatic Powder Coated
- Coating : Over than 55 μ m (H.D.G)
standard

※ Possible to produce other size that not even mentioned here

Tray Cover Straight



W	t	L
50	1.6	3000
100		
150		
200	1.8	
~		
850	2.0	
900	2.3	
950	2.6	
1000		

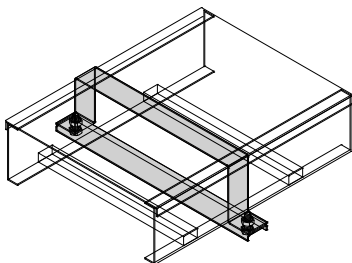
Specification

- Type : Cable Tray Cover
- Material : Hot rolled steel sheet
Galvanized Steel
STS304, 316, 316L
- Finish : Hot Dip Galvanize (H.D.G)
Galvanized Steel (G.I)
Electrostatic Powder Coated
- Coating standard : Over than 55 μm (H.D.G)

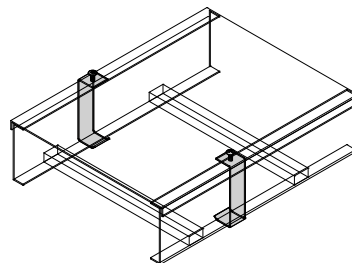
Cover Fastener

(Mores Details in page 82)

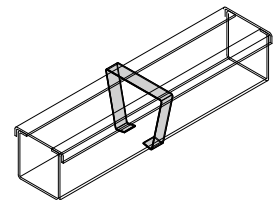
Cover Band



Cover Clamp

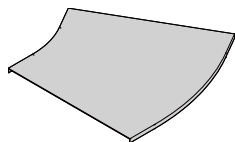
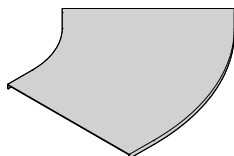
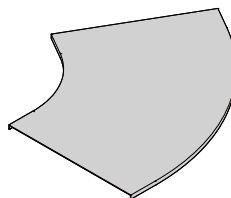
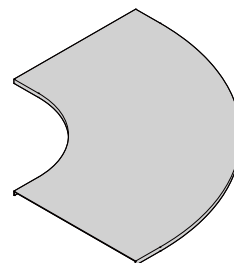


Cover Clip

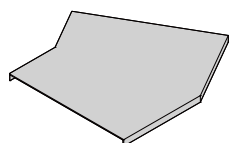
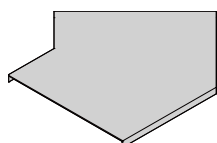
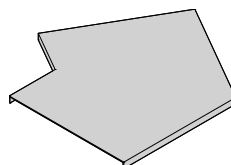
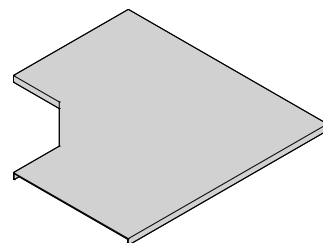


Tray Cover

Cover Horizontal Elbow (Round type)

CV H/E 30°

CV H/E 45°

CV H/E 60°

CV H/E 90°


Cover Horizontal Elbow (Angle type)

CV H/E 30°

CV H/E 45°

CV H/E 60°

CV H/E 90°


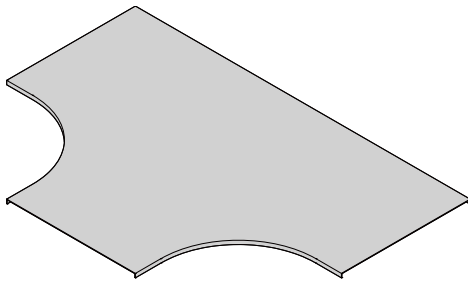
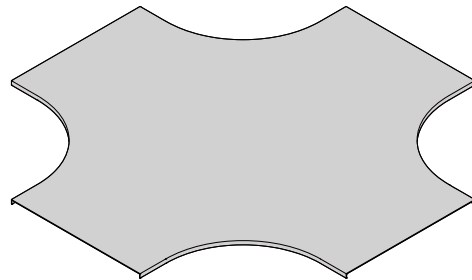
W	t	Ang	R
50			
100			
150	1.6	30°	300
200	1.8	45°	450
~	2.0	60°	600
850	2.3	90°	900
900	2.6		
950			
1000			

Specification

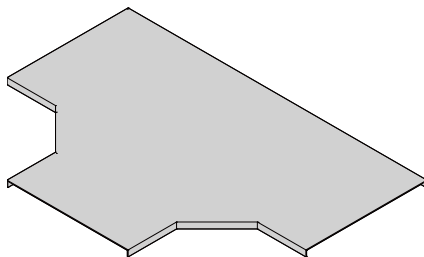
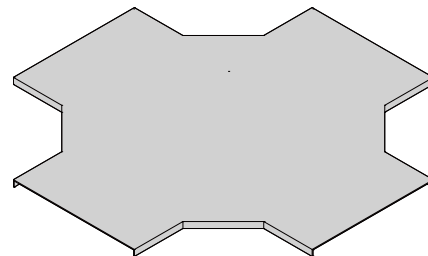
- Type : Cable Tray Cover
- Material : Hot rolled steel sheet
Galvanized Steel
STS304, 316, 316L
- Finish : Hot Dip Galvanize (H.D.G)
Galvanized Steel (G.I)
Electrostatic Powder Coated
- Coating standard : Over than 55 μm (H.D.G)

Tray Cover

Cover Horizontal Tee & Cross (Round type)

CV H/T

CV H/C


Cover Horizontal Tee & Cross (Angle type)

CV H/T

CV H/C


W	t	R
50		
100		
150	1.6	300
200	1.8	450
~	2.0	600
850	2.3	900
900	2.6	
950		
1000		

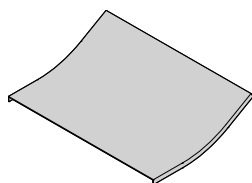
Specification

- Type : Cable Tray Cover
- Material : Hot rolled steel sheet
Galvanized Steel
STS304, 316, 316L
- Finish : Hot Dip Galvanize (H.D.G)
Galvanized Steel (G.I)
Electrostatic Powder Coated
- Coating standard : Over than 55 μm (H.D.G)

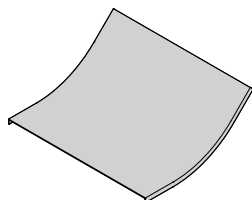
Tray Cover

Cover Vertical Elbow Inside (Round type)

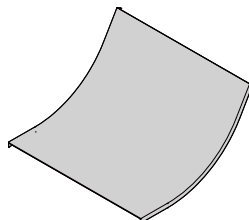
**CV V/E
Inside 30°**



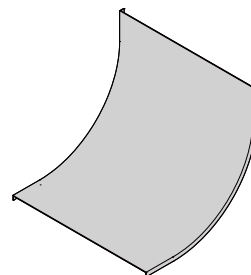
**CV V/E
Inside 45°**



**CV V/E
Inside 60°**

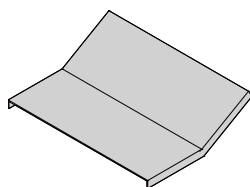


**CV V/E
Inside 90°**

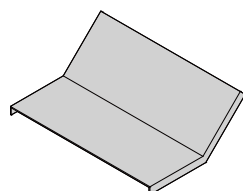


Cover Vertical Elbow Inside (Angle type)

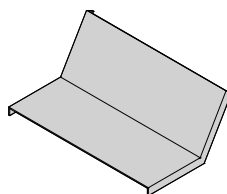
**CV V/E
Inside 30°**



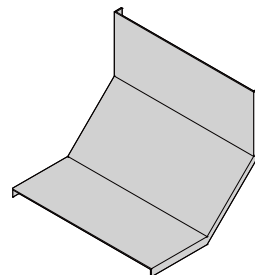
**CV V/E
Inside 45°**



**CV V/E
Inside 60°**



**CV V/E
Inside 90°**



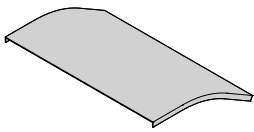
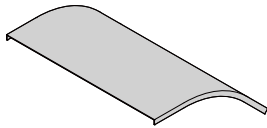
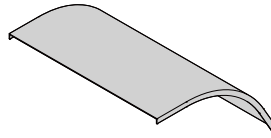
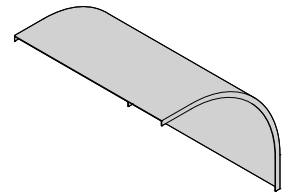
W	t	Ang	R
50			
100			
150	1.6	30°	300
200	1.8	45°	450
~	2.0	60°	600
850	2.3	90°	900
900	2.6		
950			
1000			

Specification

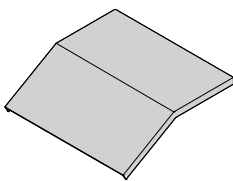
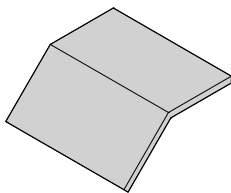
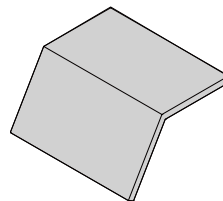
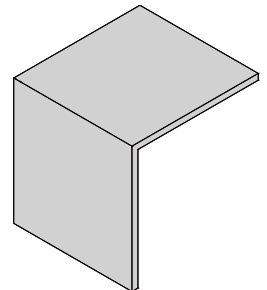
- Type : Cable Tray Cover
- Material : Hot rolled steel sheet
Galvanized Steel
STS304, 316, 316L
- Finish : Hot Dip Galvanize (H.D.G)
Galvanized Steel (G.I)
Electrostatic Powder Coated
- Coating standard : Over than 55 μm (H.D.G)

Tray Cover

Cover Vertical Elbow Outside (Round type)

**CV V/E
Outside 30°**

**CV V/E
Outside 45°**

**CV V/E
Outside 60°**

**CV V/E
Outside 90°**


Cover Vertical Elbow Outside (Angle type)

**CV V/E
Outside 30°**

**CV V/E
Outside 45°**

**CV V/E
Outside 60°**

**CV V/E
Outside 90°**


W	t	Ang	R
50			
100			
150	1.6	30°	300
200	1.8	45°	450
~	2.0	60°	600
850	2.3	90°	900
900	2.6		
950			
1000			

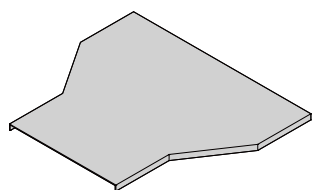
Specification

- Type : Cable Tray Cover
- Material : Hot rolled steel sheet
Galvanized Steel
STS304, 316, 316L
- Finish : Hot Dip Galvanize (H.D.G)
Galvanized Steel (G.I)
Electrostatic Powder Coated
- Coating standard : Over than 55 μm (H.D.G)

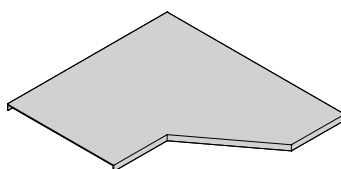
Tray Cover

Cover Reducer

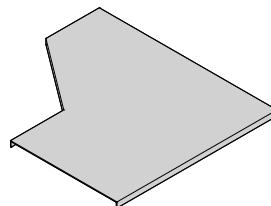
CV RD Straight



CV RD Right Hand



CV RD Left Hand



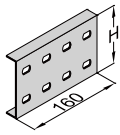
W	t	Ang	R
50			
100			
150	1.6		
200	1.8	30°	300
~	2.0	45°	450
		60°	600
850	2.3	90°	900
900	2.6		
950			
1000			

Specification

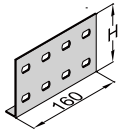
- Type : Cable Tray Cover
- Material : Hot rolled steel sheet
Galvanized Steel
STS304, 316, 316L
- Finish : Hot Dip Galvanize (H.D.G)
Galvanized Steel (G.I)
Electrostatic Powder Coated
- Coating standard : Over than 55 μm (H.D.G)

Tray Accessory

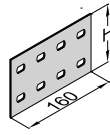
Joint Connector



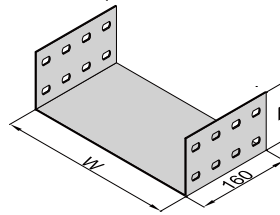
C type



L type



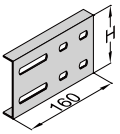
I type



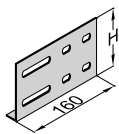
U type

H
50
60
75
100
150

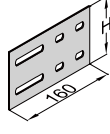
Expanded Joint Connector



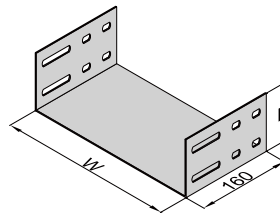
C type



L type



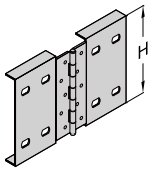
I type



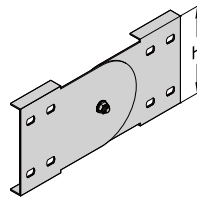
U type

H
50
60
75
100
150

Adjust Horizontal Connector

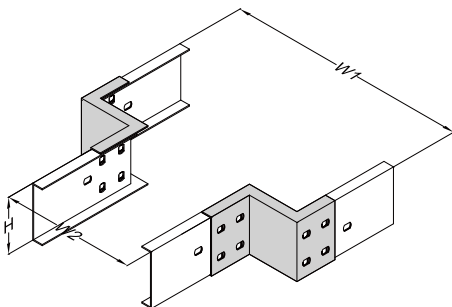


Adjust Rising Connector

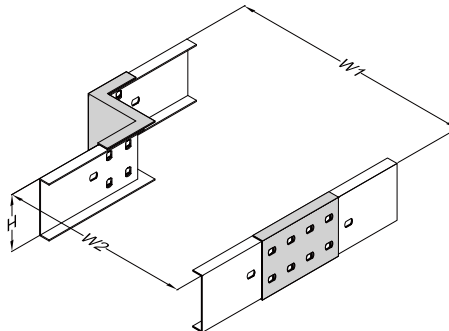


H
50
60
75
100
150

Reducing Straight Connector



Reducing Offset Connector

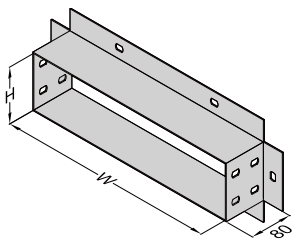


H	RN
50	100
60	150
75	200
100	~
150	800
	850
	900

※ Increase from 100mm to 900mm in increments of 50mm

Tray Accessory

Box Connector

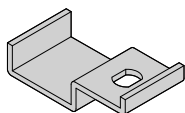


W	H	t
50	50	1.6
100		
150		
200	60	1.8
~	75	2.0
850	100	2.3
900		
950		
1000		

Specification

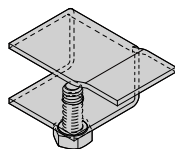
- Type : Connector
- Material : Hot rolled steel sheet
Galvanized Steel
STS304, 316, 316L
- Finish : Hot Dip Galvanize (H.D.G)
Galvanized Steel (G.I)
Electrostatic Powder Coated
- Coating standard : Over than 55 μm (H.D.G)

Separator Clamp



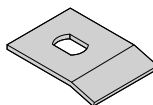
Size	t
M8 M10	2.0

Beam Clamp



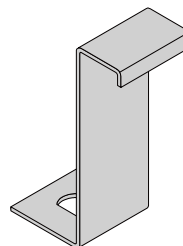
Size
M8 M10 M12

Hold Down Clamp



Size
M8 M10 M12

Side Clamp

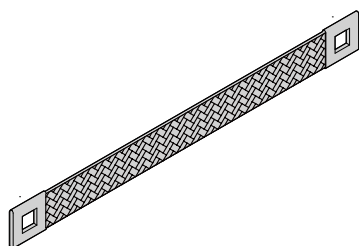


Size
M8 M10 M12

Specification

- Type : Clamp
- Material : Hot rolled steel sheet
Galvanized Steel
STS304, 316, 316L
- Finish : Hot Dip Galvanize (H.D.G)
Galvanized Steel (G.I)
- Coating standard : Over than 55 μm (H.D.G)

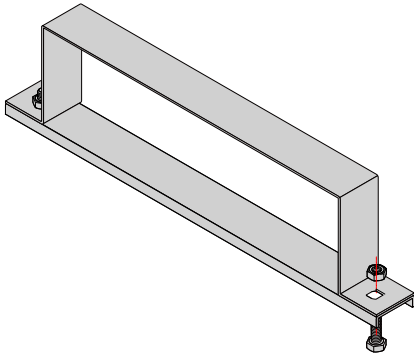
Ground Bonding Jumper



Size
16sq 35sq 38sq

Tray Accessory

Cover Band

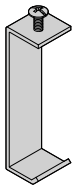


W	H	T
50		
100	50	1.6
150	60	1.8
~	75	2.0
900	100	2.3
950	150	2.6
1000		

Specification

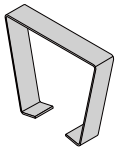
- Type : Cover Band & Clamp
- Material : Hot rolled steel sheet
Galvanized Steel
STS304, 316, 316L
- Finish : Hot Dip Galvanize (H.D.G)
Galvanized Steel (G.I)
Electrostatic Powder Coated
- Coating standard : Over than 55 μm (H.D.G)

Cover Clamp



Tray h	H	T
50	55	2.6
60	65	
75	80	
100	105	
150	155	

Cover Clip

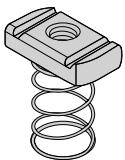


H	t
Max.	1.0
50	1.2
	1.5

Specification

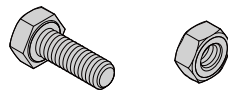
- Type : Cover Clip
- Material : STS304, 316, 316L

Spring Nut



Size
M8
M10
M12

Hex Bolt & Hex Nut



Size
M6-15mm
M8-20mm
M10-20mm
M10-30mm
M12-30mm

Flat Washer



Size
M6
M8
M10
M12

Shank Bolt & Flange Nut



Size
M8-15mm
M10-20mm

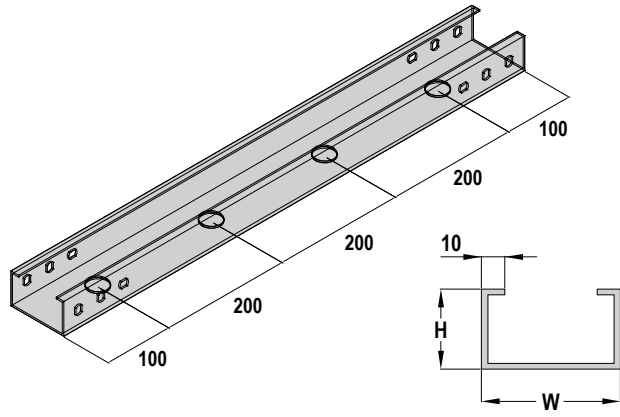
Spring Washer



Size
M6
M8
M10
M12

Raceway Straight

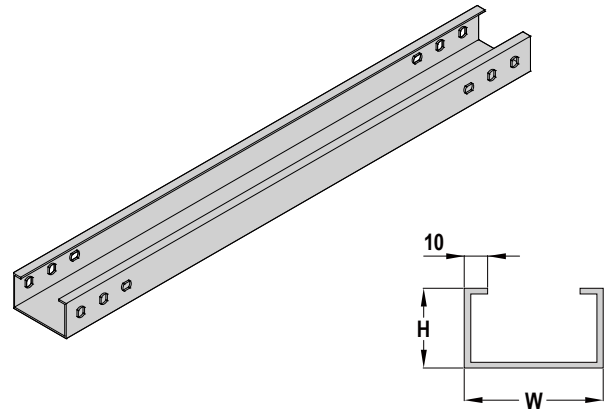
Punch type



W	H	t	L
40	40	1.0	3000
70	40	1.2	
110	50	1.5	
		1.6*	

※ 1.6t thickness applied to H.D.G only

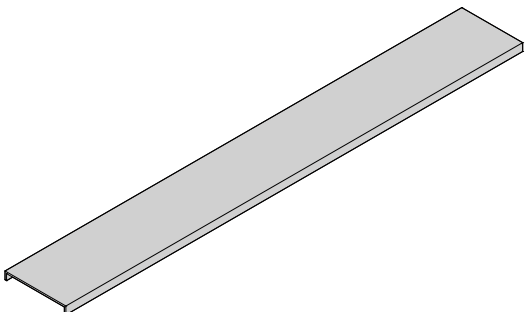
Flat type



Specification

- Type : Raceway & Cover
- Material : Hot rolled steel sheet
Galvanized Steel
STS304, 316, 316L
- Finish : Hot Dip Galvanize (H.D.G)
Galvanized Steel (G.I)
Electrostatic Powder Coated
- Coating standard : Over than 55 μm (H.D.G)

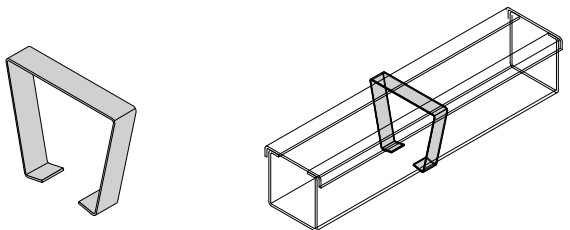
Cover



W	H	t	L
40	10	1.0	3000
70	10	1.2	
110	10	1.5	
		1.6*	

※ 1.6t thickness applied to H.D.G only

Cover Clip



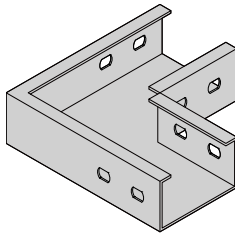
W	H	t
40	40	0.3 1.0
70	40	
110	50	

Specification

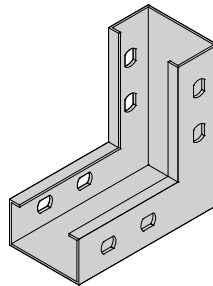
- Type : Raceway Accessory
- Material : STS304, STS316

Raceway Fitting

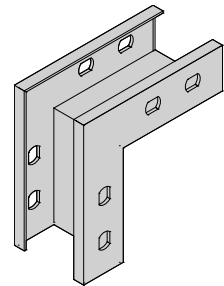
Horizontal Elbow



Vertical Elbow

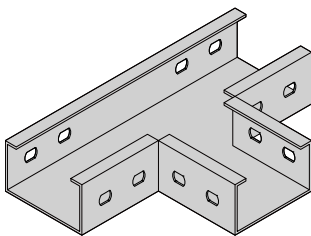


Inside type

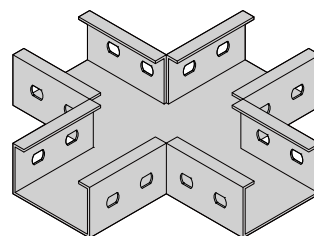


Outside type

Horizontal Tee



Horizontal Cross



W	H	t
40	40	1.0
70	40	1.2
		1.5
110	50	1.6*

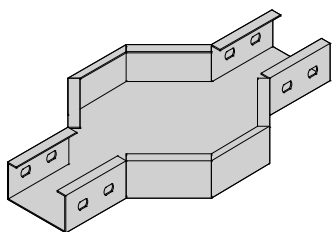
※ 1.6t thickness applied to H.D.G only

Specification

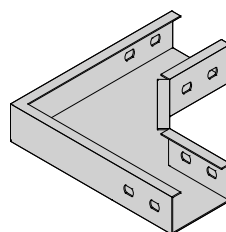
- Type : Raceway
- Material : Hot rolled steel sheet
Galvanized Steel
STS304, 316, 316L
- Finish : Hot Dip Galvanize (H.D.G)
Galvanized Steel (G.I)
Electrostatic Powder Coated
- Coating standard : Over than 55 μm (H.D.G)

Raceway Fitting

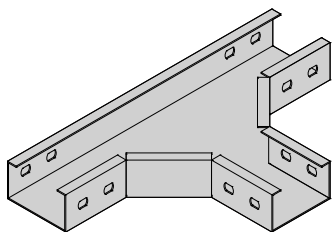
Junction Box



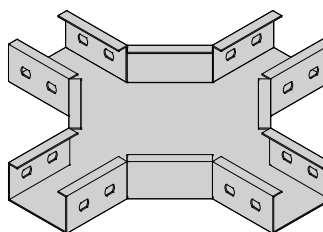
**2 way
(I type)**



**2 way
(L type)**



3 way



4 way

W	H	t
40	40	1.0
70	40	1.2
		1.5
110	50	1.6*

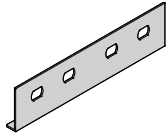
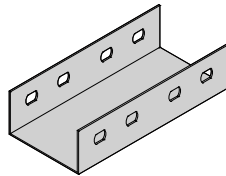
※ 1.6t thickness applied to H.D.G only

Specification

- Type : Raceway
- Material : Hot rolled steel sheet
Galvanized Steel
STS304, 316, 316L
- Finish : Hot Dip Galvanize (H.D.G)
Galvanized Steel (G.I)
Electrostatic Powder Coated
- Coating standard : Over than 55 μm (H.D.G)

Raceway Accessory

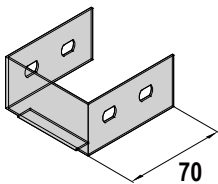
Joint Connector


L Type

U Type

W	H	L	t
40	40	140	1.0
70	40		1.2
			1.5
110	50		1.6*

※ 1.6t thickness applied to H.D.G only

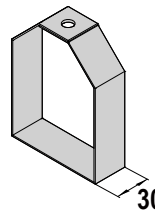
End Cap



W	H	t
40	40	1.0
70	40	1.2
		1.5
110	50	1.6*

※ 1.6t thickness applied to H.D.G only

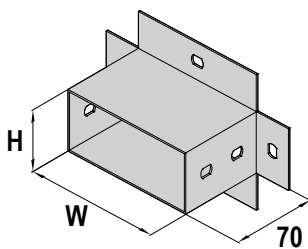
Hanger Support



W	t
40	1.0
70	1.2
	1.5
110	1.6*

※ 1.6t thickness applied to H.D.G only

Box Connector



W	H	t
40	40	1.0
70	40	1.2
		1.5
110	50	1.6*

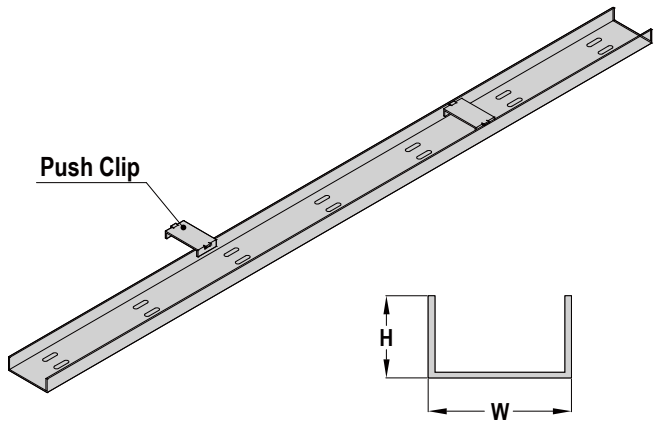
※ 1.6t thickness applied to H.D.G only

Specification

- Type : Raceway Accessory
- Material : Hot rolled steel sheet
Galvanized Steel (GI)
STS304, 316, 316L
- Finish : Hot Dip Galvanize (H.D.G)
Galvanized Steel (G.I)
Electrostatic Powder Coated
- Coating standard : Over than 55 μm (H.D.G)

Raceway

Air Tubing Raceway

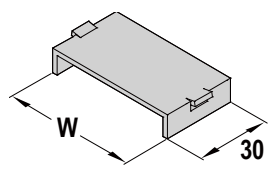


W	H	t	L
25	19	1.2 1.5 2.0	3000
38			
64			
86			

Specification

- Type : Air Tubing Raceway
- Material : STS304, 316, 316L

Push Clip

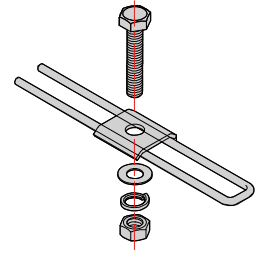
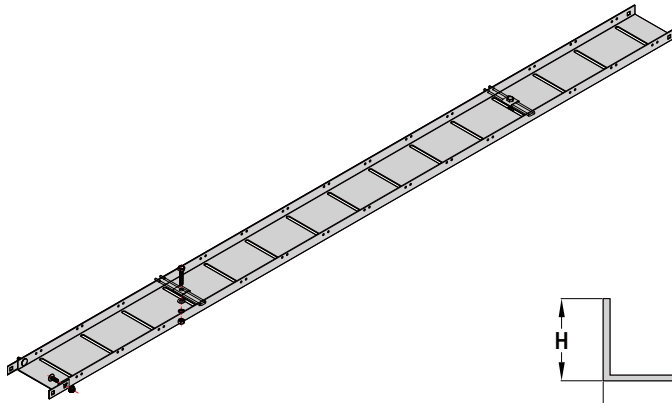


Specification

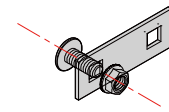
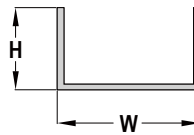
- Type : Air Tubing Raceway Accessory
- Material : STS304, 316, 316L

W	t
25	1.2 1.5 2.0
38	
64	
86	

Raceway Punch Plate



Holding Pin&Clmap using
M6-30L Hex Bolt, Nut, Washer



Joint Plate using
M6-15L Shank Bolt, Flange Nut

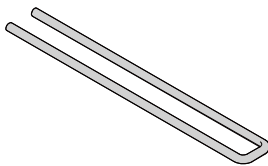
W	H	t	L
50	20	1.2	3000
100	30	1.5	
150		2.0	

Specification

- Type : Punch Plate
- Material : STS304, 316, 316L

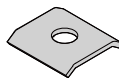
※ Possible to produce other size that not even mentioned here

Holding Pin



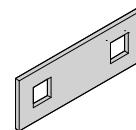
L
Punch Plate W + 12mm

Holding Clamp



t
1.2
1.5
2.0

Joint Plate



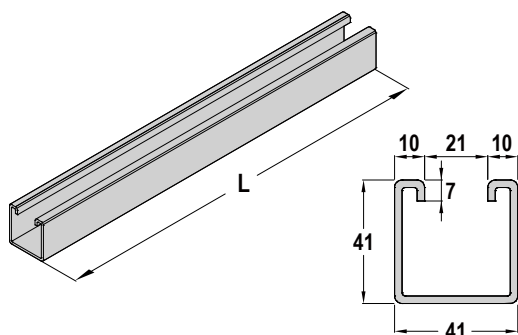
t
1.2
1.5
2.0

Specification

- Type : Punch Plate Accessory
- Material : STS304, 316, 316L

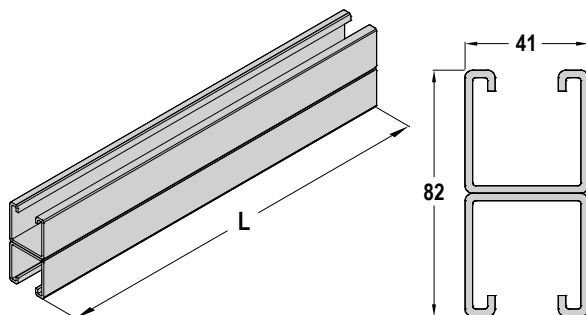
Unistrut Channel

Single Channel



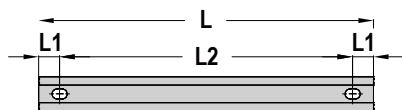
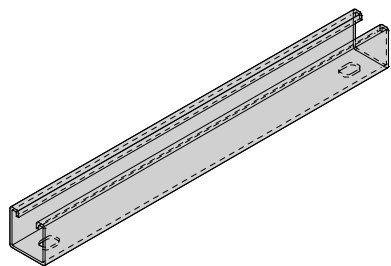
L	T
3000	2.6
6000	2.6

Double Channel

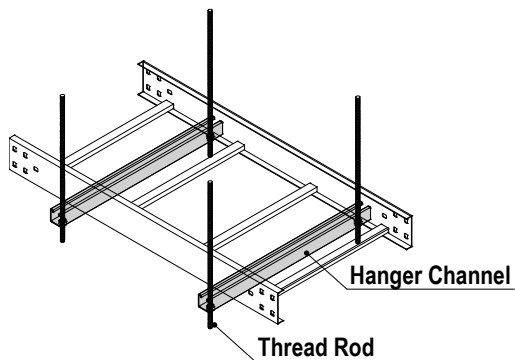


L	t
3000	2.6
6000	2.6

Hanger Channel



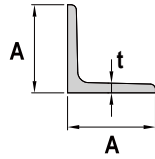
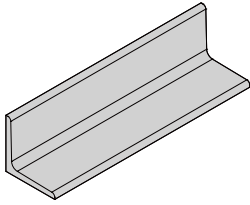
L	L1	L2	t	Hole Size
Tray W+100	25	Tray W+50	2.6	Ø12 Ø14



Specification

- Type : Channel
- Material : Hot rolled steel sheet
Galvanized Steel
STS304, 316, 316L
- Finish : Hot Dip Galvanize (H.D.G)
Galvanized Steel (G.I)
Electrostatic Powder Coated
- Coating : Over than 55 μm (H.D.G)
standard

V Angle

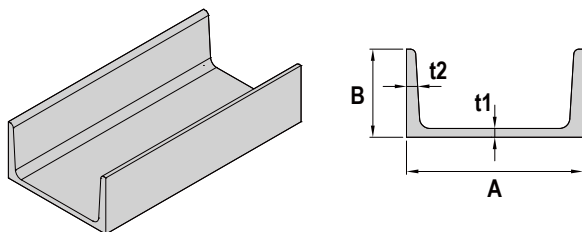


Specification

- Type : V Angle
- Material : SS400
- Finish : Hot Dip Galvanize (H.D.G)
- Coating standard : Over than $80 \mu\text{m}$ ($t \geq 6\text{mm}$)
Over than $70 \mu\text{m}$ ($t < 6\text{mm}$)

Type	A	Tolerance (A)	t	Tolerance (t)	Weight/Unit (kg)	L
40 x 40 x 3	40	± 1.0	3	± 0.5	11.0	6000
40 x 40 x 4	40	± 1.0	4	± 0.5	14.5	
40 x 40 x 5	40	± 1.0	5	± 0.5	17.8	
50 x 50 x 4	50	± 1.0	4	± 0.5	18.4	
50 x 50 x 5	50	± 1.0	5	± 0.5	22.6	
50 x 50 x 6	50	± 1.0	6	± 0.5	26.8	
60 x 60 x 5	60	± 1.5	5	± 0.8	27.4	
60 x 60 x 6	60	± 1.5	6	± 0.8	32.5	
60 x 60 x 8	60	± 1.5	8	± 0.8	42.5	
65 x 65 x 6	65	± 1.5	6	± 0.8	35.5	
65 x 65 x 8	65	± 1.5	8	± 0.8	46.4	
70 x 70 x 6	70	± 1.5	6	± 0.8	38.3	
70 x 70 x 7	70	± 1.5	7	± 0.8	44.3	
75 x 75 x 6	75	± 1.5	6	± 0.8	41.1	
75 x 75 x 8	75	± 1.5	8	± 0.8	53.9	
80 x 80 x 6	80	± 1.5	6	± 0.8	44.0	
80 x 80 x 8	80	± 1.5	8	± 0.8	57.8	
80 x 80 x 10	80	± 1.5	10	± 0.8	71.4	

U Channel

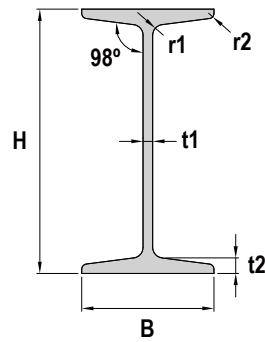
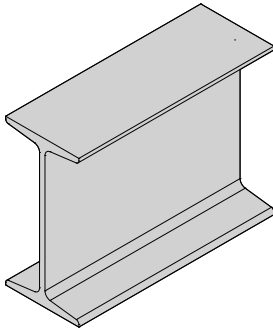


Specification

- Type : U Channel
- Material : SS400
- Finish : Hot Dip Galvanize (H.D.G)
- Coating standard : Over than $80 \mu\text{m}$ ($t1 \geq 6\text{mm}$)
Over than $70 \mu\text{m}$ ($t1 < 6\text{mm}$)

Type	A	t1	B	t2	Weight/Unit (kg)	L
75 x 40	75	5	40	7	41.5	6000
80 x 45	80	5.5	45	7.5	49.4	
100 x 50	100	5	50	7.5	56.2	
100 x 50(t)	100	5.9	50	8	61.8	
120 x 55	120	6.3	55	8.5	75.0	
125 x 65	125	6	65	8	80.4	
140 x 60	140	6.7	60	9	90.0	
150 x 75	150	6.5	75	10	111.6	
150 x 75(t)	150	9	75	12.5	144.0	
160 x 65	160	7.2	65	10	109.2	
180 x 70	180	7.7	70	10.5	127.8	
180 x 75	180	7	75	10.5	128.4	
200 x 80	200	7.5	80	11	147.6	
200 x 90	200	8	90	13.5	181.8	
250 x 90	250	9	90	13	207.6	
250 x 90(t)	250	11	90	14.5	241.2	
300 x 90	300	9	90	13	228.6	
300 x 90(t)	300	12	90	16	291.6	

I Beam

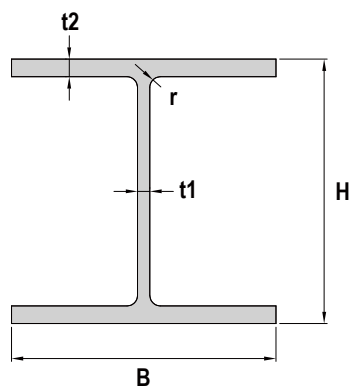
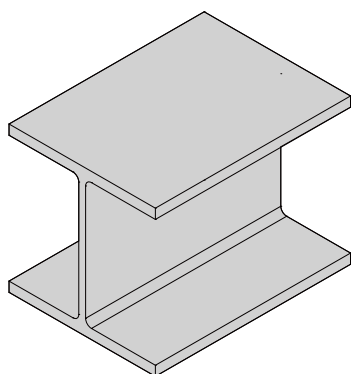


Specification

- Type : I Beam
- Material : SS400
- Finish : Hot Dip Galvanize (H.D.G)
- Coating standard : Over than $80 \mu\text{m}$ ($t \geq 6\text{mm}$)
Over than $70 \mu\text{m}$ ($t < 6\text{mm}$)

Type	H	B	t1	t2	r1	r2	cm ²	kg/m
I 100 x 75	100	75	5	8	7	3.5	16.43	12.90
I 125 x 75	125	75	5.5	9.5	9	4.5	20.45	16.10
I 150 x 75	150	75	5.5	9.5	9	4.5	21.83	17.10
I 150 x 125	150	125	8.5	14	13	6.5	46.15	36.20
I 180 x 100	180	100	6	10	10	5	30.06	23.60
I 200 x 100	200	100	7	10	10	5	33.06	26.00
I 200 x 150	200	150	9	16	15	7.5	64.16	50.40
I 250 x 125	250	125	7.5	12.5	12	6	48.79	38.30
I 250 x 125	250	125	10	19	21	10.5	70.73	55.50
I 300 x 150	300	150	8	13	12	6	61.58	48.30
I 300 x 150	300	150	10	18.5	19	9.5	83.47	65.5
I 300 x 150	300	150	11.5	22	23	11.5	97.88	76.80
I 350 x 150	350	150	9	15	13	6.5	74.58	58.50
I 350 x 150	350	150	12	24	25	12.5	111.10	87.20
I 400 x 150	400	150	10	18	17	8.5	91.73	72.00
I 400 x 150	400	150	12.5	25	27	13.5	122.10	95.80
I 450 x 175	450	175	11	20	19	9.5	116.80	91.70
I 450 x 175	450	175	13	26	27	13.5	146.10	115.00
I 600 x 190	600	190	13	25	25	12.5	169.40	133.00
I 600 x 190	600	190	16	35	38	19	224.50	176.00

H Beam



Specification

- Type : H Beam
- Material : SS400
- Finish : Hot Dip Galvanize (H.D.G)
- Coating standard : Over than $80 \mu\text{m}$ ($t1 \geq 6\text{mm}$)
Over than $70 \mu\text{m}$ ($t1 < 6\text{mm}$)

Type	H	B	t1	t2	r	cm ²	kg/m
H 100 x 50	100	50	5	7	8	11.85	9.30
H 100 x 100	100	100	6	8	10	21.90	17.20
H 125 x 60	125	60	6	8	9	16.84	13.20
H 125 x 125	125	125	6.5	9	10	30.31	23.80
H 150 x 75	150	75	5	7	8	17.85	14.00
H 150 x 100	150	100	6	9	11	26.84	21.10
H 150 x 150	150	150	7	10	11	40.14	31.50
H 175 x 90	175	90	5	8	9	23.04	18.10
H 175 x 175	175	175	7.5	11	12	51.21	40.20
H 198 x 99	198	99	4.5	7	11	23.18	18.20
H 200 x 100	200	100	5.5	8	11	27.16	21.30
H 200 x 150	200	150	6	9	13	39.01	30.6
H 200 x 200	200	200	8	12	13	63.53	49.9
H 200 x 204	200	204	12	12	13	71.53	56.20
H 248 x 124	248	124	5	8	12	32.68	25.70
H 250 x 125	250	125	6	9	12	37.66	29.60
H 250 x 175	250	175	7	11	16	56.24	44.10
H 250 x 250	250	250	9	14	16	92.18	72.40
H 250 x 255	250	255	14	14	16	104.70	82.20

H Beam

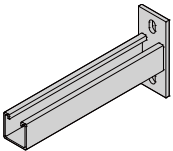
Type	H	B	t1	t2	r	cm ²	kg/m
H 298 x 149	298	149	5.5	8	13	40.80	32.00
H 300 x 150	300	150	6.5	9	13	46.78	36.70
H 294 x 302	294	302	12	12	18	107.70	84.50
H 300 x 300	300	300	10	15	18	119.80	94.00
H 300 x 305	300	305	15	15	18	134.80	106.00
H 350 x 175	350	175	6	9	14	52.68	41.40
H 346 x 174	346	174	7	11	14	63.14	49.60
H 340 x 250	340	250	9	14	20	101.50	79.70
H 344 x 348	344	348	10	16	20	146.00	115.00
H 350 x 350	350	350	12	19	20	173.90	137.00
H 396 x 199	396	199	7	11	16	72.16	56.60
H 400 x 200	400	200	8	13	16	84.12	66.00
H 390 x 300	390	300	10	16	22	136.00	107.00
H 388 x 402	388	402	15	15	22	178.50	140.00
H 394 x 398	394	398	11	18	22	186.80	147.00
H 400 x 400	400	400	13	21	22	218.70	172.00
H 400 x 408	400	408	21	21	22	250.70	197.00
H 414 x 405	414	405	18	28	22	295.40	232.00
H 428 x 407	428	407	20	35	22	360.70	283.00
H 458 x 417	458	417	30	50	22	528.60	415.00
H 498 x 432	498	432	45	70	22	770.10	605.00
H 446 x 199	446	199	8	12	18	84.30	66.20
H 450 x 200	450	200	9	14	18	96.76	76.00
H 440 x 300	440	300	11	18	24	157.40	124.00
H 496 x 199	496	199	9	14	20	101.30	79.50
H 500 x 200	500	200	10	16	20	114.20	89.60
H 506 x 201	506	201	11	19	20	131.30	103.00
H 482 x 300	482	300	11	15	26	145.50	114.00
H 488 x 300	488	300	11	18	26	163.50	128.00
H 596 x 199	596	199	10	15	22	120.50	94.60
H 600 x 200	600	200	11	17	22	134.40	106.00
H 606 x 201	606	201	12	20	22	152.50	120.00

H Beam

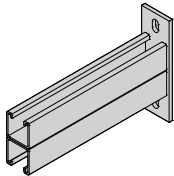
Type	H	B	t1	t2	r	cm ²	kg/m
H 582 x 300	582	300	12	17	28	174.50	137.00
H 588 x 300	588	300	12	20	28	192.50	151.00
H 594 x 302	594	302	14	23	28	222.40	175.00
H 692 x 300	692	300	13	20	28	211.50	166.00
H 700 x 300	700	300	13	24	28	235.50	185.00
H 792 x 300	792	300	14	22	28	243.40	191.00
H 800 x 300	800	300	14	26	28	267.40	210.00
H 890 x 299	890	299	15	23	28	270.90	213.00
H 900 x 300	900	300	16	28	28	309.80	243.00
H 912 x 302	912	302	18	34	28	364.00	286.00

Bracket & Support

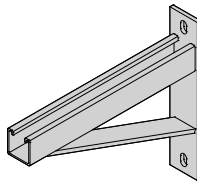
Bracket S-Channel



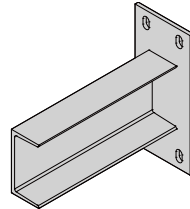
Bracket D-Channel



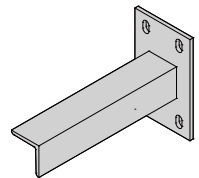
Bracket RS-Channel



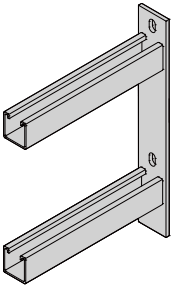
Bracket Channel



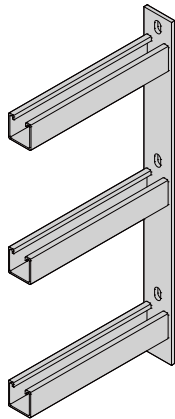
Bracket Angle



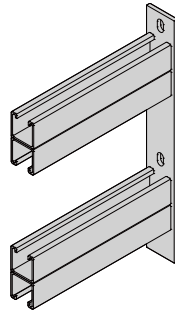
Bracket 2S-Channel



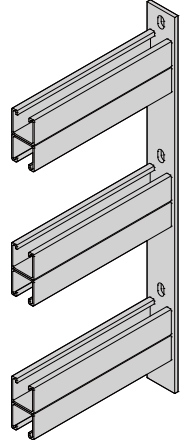
Bracket 3S-Channel



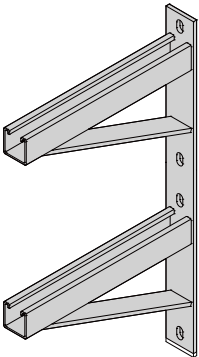
Bracket 2D-Channel



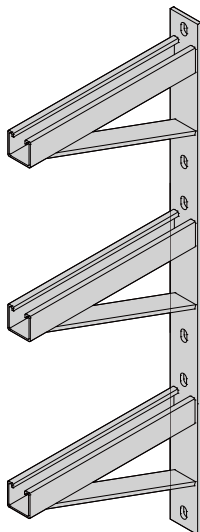
Bracket 3D-Channel



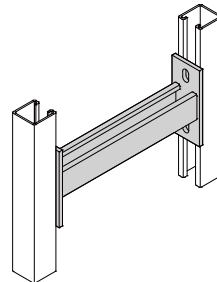
Bracket 2RS-Channel



Bracket 3RS-Channel

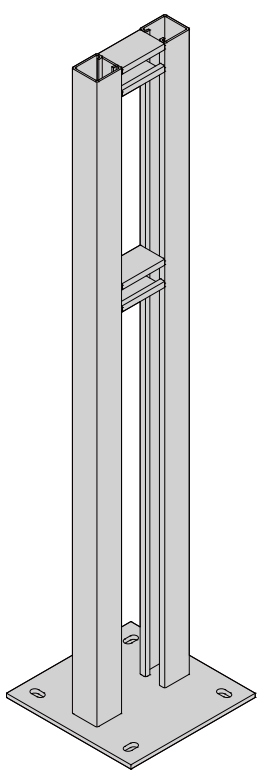


Bracket 2Plate S-Channel

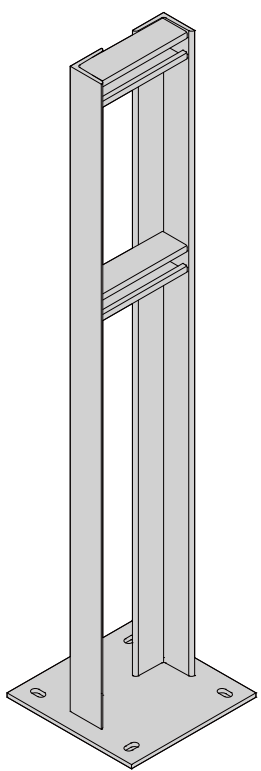


Bracket & Support

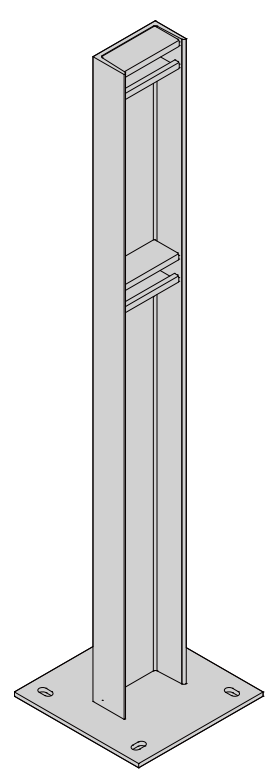
**Motor Line Support
Uni-Channel Type**



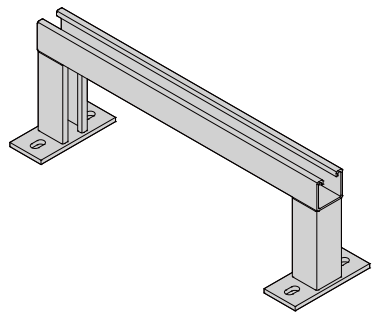
**Motor Line Support
Anle Type**



**Motor Line Support
Channel Type**



Line Support

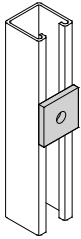


Specification

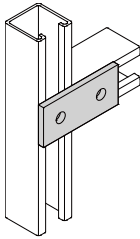
- Type : Bracket & Support
- Material : SS400
- Finish : Hot Dip Galvanize (H.D.G)
- Coating standard (ISO1461) : Over than 85 μm ($t \geq 6\text{mm}$) : HDG
Over than 70 μm ($t < 6\text{mm}$) : HDG

Bracket & Support

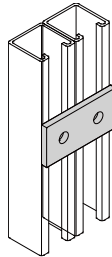
1-Hole Splice Plate



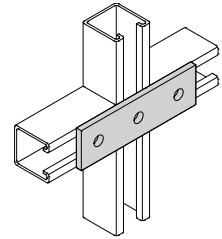
2-Hole Splice Plate-A



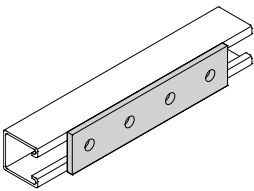
2-Hole Splice Plate-B



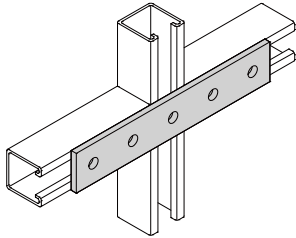
3-Hole Splice Plate-A



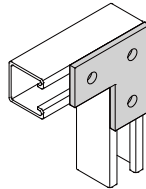
4-Hole Splice Plate-A



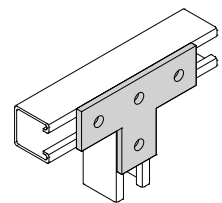
5-Hole Splice Plate-A



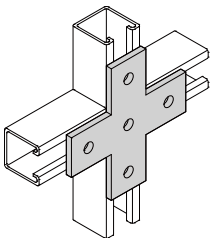
3-Hole Splice Plate-B



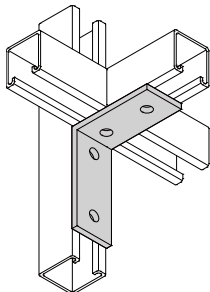
4-Hole Splice Plate-B



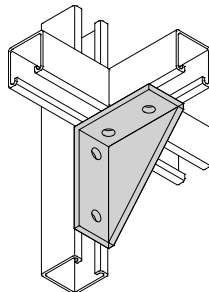
5-Hole Splice Plate-B



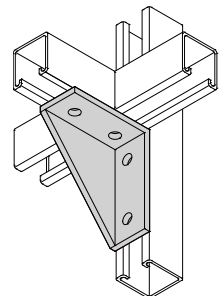
4-Hole Corner



4-Hole Webbed(Right)

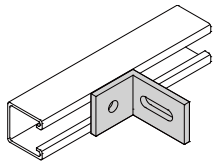


4-Hole Webbed(Left)

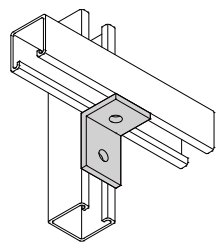


Bracket & Support

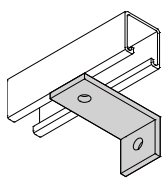
**2-Hole
Corner-A**



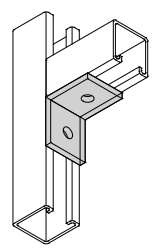
**2-Hole
Corner-B**



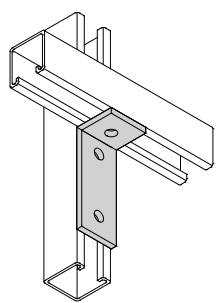
**2-Hole
Corner-C**



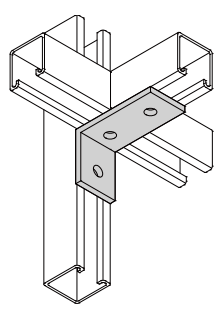
**2-Hole
Corner-D**



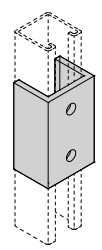
**3-Hole
Corner-A**



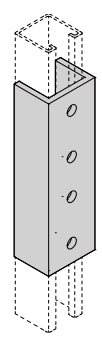
**3-Hole
Corner-B**



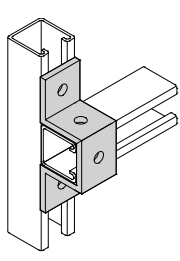
**2-Hole
Splice Plate 'C'**



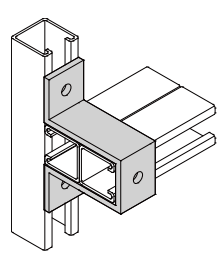
**4-Hole
Splice Plate 'C'**



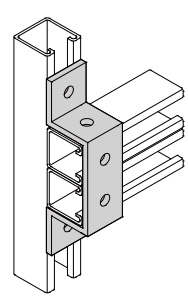
'U' S-Support



'U' DV-Support

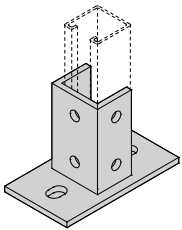


'U' DH-Support

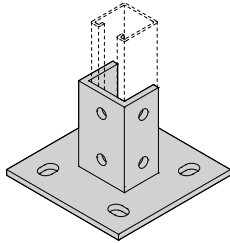


Bracket & Support

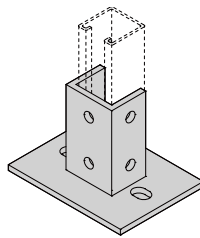
Post Base Single-A



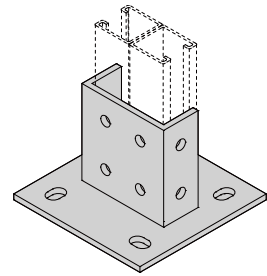
Post Base Single-B



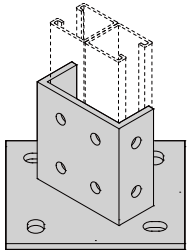
Post Base Single-C



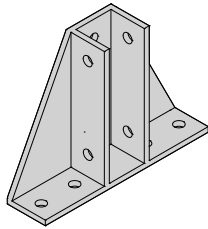
Post Base Double-A



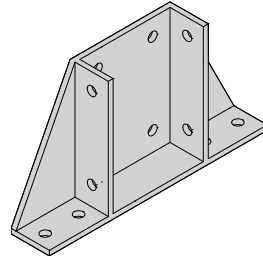
Post Base Double-B



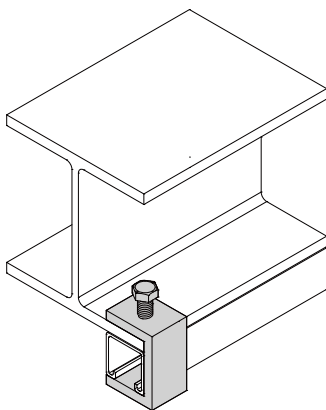
Gusseted Bracket S-Channel



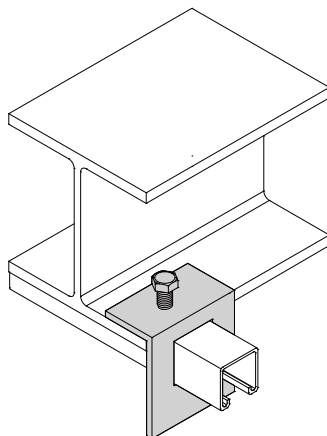
Gusseted Bracket D-Channel



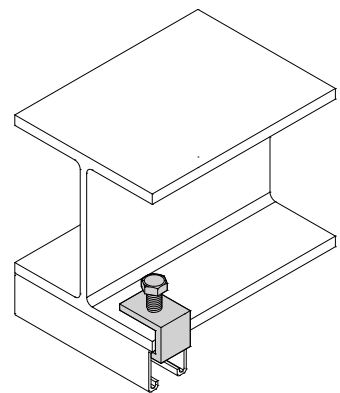
Beam Clamp-A



Beam Clamp-B



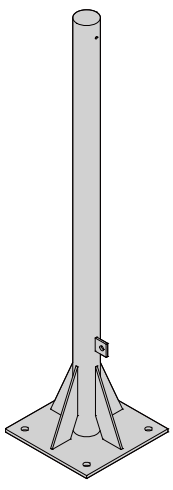
Beam Clamp-C



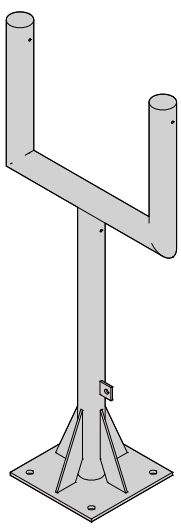
Stanchion

Pipe Stanchion

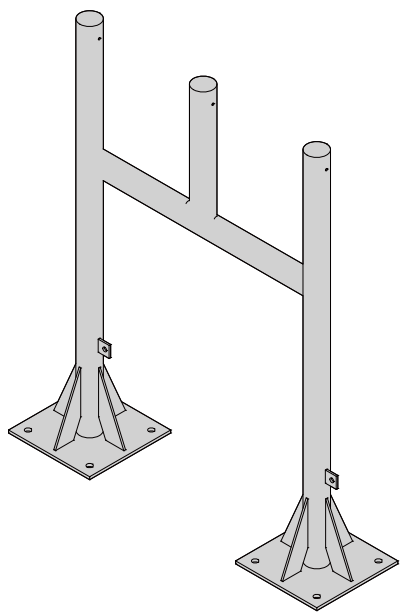
Pipe Stanchion Single



Pipe Stanchion Double

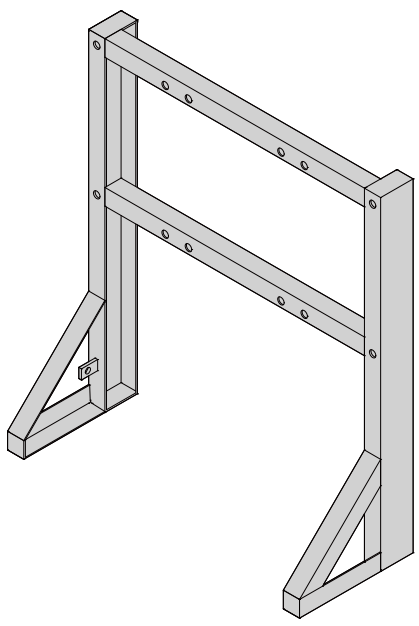
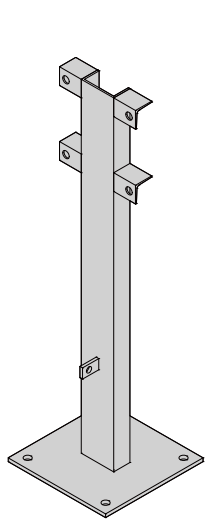


Pipe Stanchion Triple



JB Stanchion

※ Possible to produce other type as clients request





DongKwang Vina Co.,Ltd

KCN Dệt May Nhơn Trạch, TT. Hiệp Phước, Huyện Nhơn Trạch, Tỉnh Đồng Nai, Việt Nam
Tel : (+84)0251-356-6077, (+82)070-7559-9964 Fax : (+84)0251-356-6076
E-mail : contact@dongkwangvina.com